



A smarter space for your installation ideas

MISTRAL65 / 65H

Consumer units and
switchboards

ABB is the world's leading provider of products for electrical installation in buildings. A comprehensive domain knowledge, global experience and continuous innovation enable us to provide optimal solutions for residential buildings. Our solutions help to make your buildings safer, intelligent and equipped for the future.

Table of contents

MISTRAL65 / 65H

002–003 **Introduction**

004–005 **MISTRAL65**

006–007 **MISTRAL65H**

MISTRAL65 / 65H consumer units

008–009 **Installation**

010–015 **Features and benefits**

016–017 **Details**

MISTRAL65H Switchboards

018–019 **Features and benefits**

Ordering details and technical details

020–025 **MISTRAL65 / 65H**

026–028 **MISTRAL65 with terminals**

029 **MISTRAL65H switchboard**

030–031 **MISTRAL65 / 65H common
accessories**

032–035 **Mistral65 / 65H terminal blocks
and terminal bars**

036–042 **Technical details and dimensions**

MISTRAL65 / 65H

A smarter space for your installation ideas

MISTRAL65 / 65H is ABB's most innovative series of IP65 rated consumer units and switchboards. Designed to reduce cabling times as well as allow total integration between modular DIN-rail MCBs, MCCBs and front panel devices.

Thanks to various clever details these consumer units and switchboards provide a smarter space for all your installation ideas mainly in commercial and small industrial environment.






MISTRAL65

A versatile range suitable for every application

Efficiency, safety, integration: the new MISTRAL65 series rests on the strengths which have consolidated ABB's image over the years for its expertise and reliability in the area of products for protection, control, monitoring, measurement, safety and energy efficiency. These innovative IP65 rated consumer units complete ABB's wide product range for the residential, commercial and industrial sector.

The range includes solutions with transparent or opaque doors which open up to 180°, and a choice of between 4 and 72 modules, meeting the most recent regulatory requirements and ensuring an enormous variety of application types.





Designed for demanding environments

The MISTRAL65 consumer units come with IP65 protection degree, providing a dust-tight and resistant to jetting water.

Mechanical strength of the MISTRAL65 consumer units are IK09 (10 Joules) and IK08 for the pre-cut parts.

Eco-compatible materials

Innovating today does not just mean looking for functional and technologically advanced solutions. For ABB, being innovative means embracing a longer-term perspective by using eco-compatible materials for our products which respect the environment even at the end of their life cycle. For this reason, 100% recyclable, in case of MISTRAL65 even halogen-free, thermoplastics have been used for the consumer units.

Their environmental compatibility has been assessed using the Life Cycle Assessment (LCA) method, an objective tool for analysing energy and environmental impact which analyses the energy and materials used and the emissions released during production.

MISTRAL65H:

Consumer units and switchboards for smarter outdoor installations

Resistance to salt, dust or UV rays is an essential feature in outdoor applications. Saline environments, chemical industries, sandy/dusty or PV applications require specifically robust products to guarantee reliable distribution of energy to where it is required.



Made for harsh environments and outdoor installations

The MISTRAL65H consumer units and switchboards are self-extinguishing and resistant to abnormal heat and fire up to 750°C (GWT). They provide shock resistance IK10 (20 Joules) and IP65 degree of protection.

Available in 4 sizes and with a wide range of accessories the MISTRAL65H enclosures have been specifically designed for heavy duty environments.






Certified robustness

The new MISTRAL65H consumer units and switchboards are perfectly suitable for heavy duty environments and outdoor installations as they have been tested and certified for:

- Dust/sand resistance (factory internal tested)
- Saline environments (according to IEC 60068-2-52)
- Weathering (according to IEC 600068-2-5)
- Permanent sun exposure (IEC 600068-2-5)
- Self-extinguishing and resistant to abnormal heat and fire up to 750°C (GWT)
- Shock resistance: IK10 (20 Joules)
- Degree of protection: IP65
- Opaque and transparent doors
- Common accessories with the MISTRAL65 standard range



MISTRAL65 / 65H

Fast and easy installation of consumer units

The project design also aimed to optimize cabling, assembly and installation times of the consumer units. Everything has been designed to make the installer's job quicker and easier, allowing them to implement functional and tidy consumer units.



In the multi-row versions, the centre distance of the DIN rails can be varied from 150 mm to 125 mm, further increasing the versatility of the product and using the same standard accessories. The frame is extractable for quick and easy bench cabling.

The ample internal space makes the cables more accessible, facilitating cabling and giving the possibility to anchor the cable-ties to special eye-holes on the frame.

The consumer units are designed to house optional dedicated terminal blocks in two different color schemes to allow quick and tidy cabling, and making separate power supplies easily recognisable, when used.

The range is completely coordinated with ABB MCBs and MCCBs, all of which can be easily installed simply by moving the rail provided for their housing.



01

01 **Variable distance of the DIN rails, 125 mm and 150 mm.**

02 **Withdrawable frame, adjustable DIN rail depth** to ease the installation of any DIN device.

03 **Fast and easy installation** using wall fixing brackets.



02

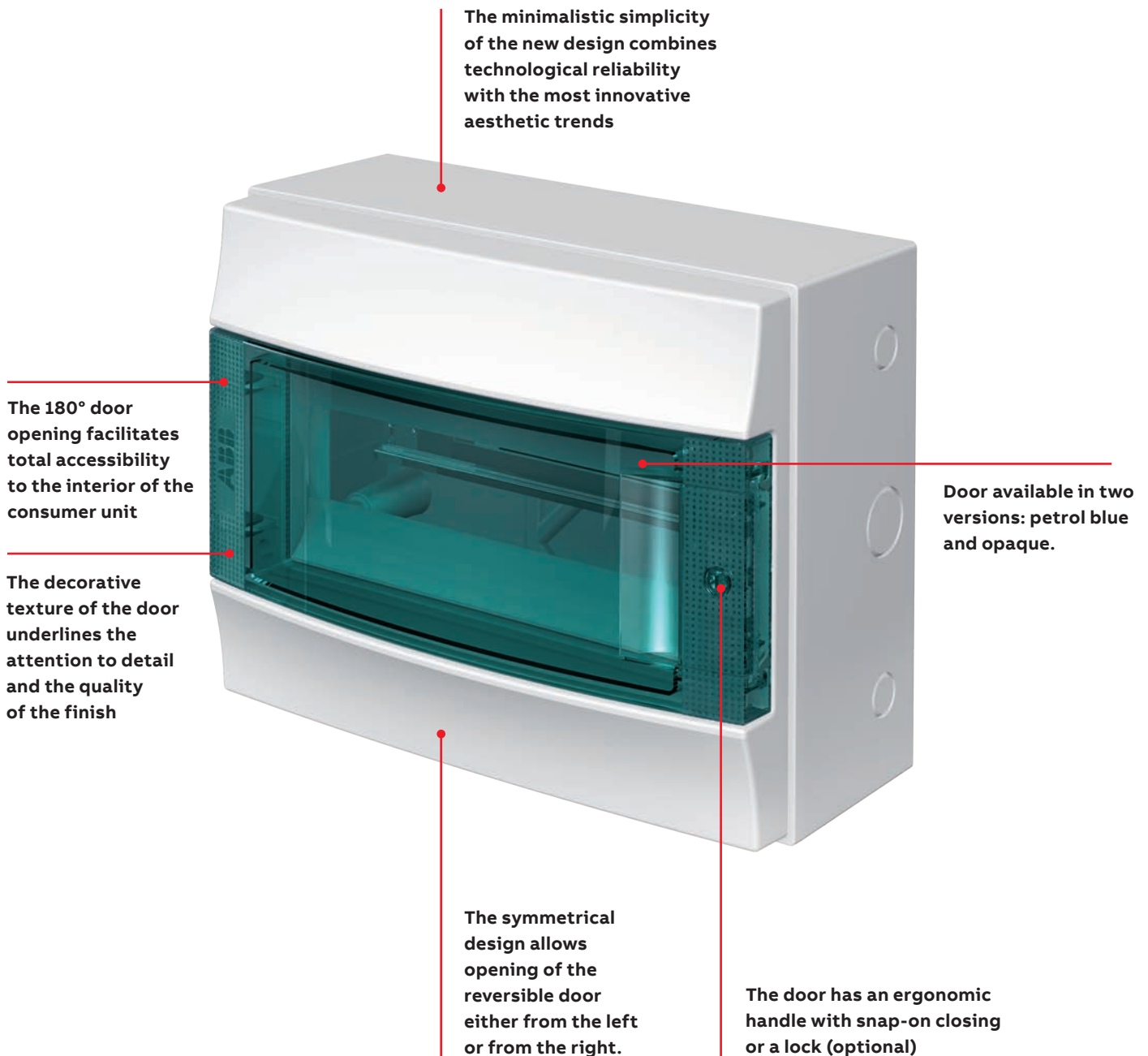


03

MISTRAL65 / 65H

Design and simplicity "all in one".



The refined design is marked by some particular characteristics, for example the perfect symmetry, which allows either the whole consumer unit or just the front panel to be rotated, easily changing the door opening side.



MISTRAL65 is equipped with smooth surfaces on top and bottom sides. Knockouts are available on both sides of the enclosure.

Interior slots allow the consumer unit to be fixed to the wall in points which are not visible from the outside, thus contributing to an aesthetically clean installation. Special snap-in closure plugs guarantee protection class II (double insulated).

The possibility to add an additional module by removing two pre-trimmed elements is an extremely useful solution which allows additions to be managed easily and tidily when unforeseen installation requirements are called for.




Mistral65H is equipped on one side with knockouts for cable glands, the other side with a smooth surface.

The standard door with ergonomic handle and snap-on closure can be equipped with a lock and key on request, ensuring only authorised persons have access and avoiding tampering or incorrect operations.

An accessory for trunking entry can be positioned at the top or bottom of the consumer unit, connecting and protecting the conductor bundles. A series of internal knockouts allows it to house any type of trunking.

MISTRAL65 / 65H

For simplicity and effectiveness



The extractable frame simplifies and speeds up bench cabling operations. The slotted holes in the frame allow it to be quickly fixed inside the enclosure.

In order to create space at the top or bottom of the consumer unit, the centre distance of the DIN rails can be modified from the standard distance of 150 mm to 125 mm. The closure panels, which are completely reversible, can be unhooked, reversed and reinstalled with a simple click.

Spaces have been created inside the consumer units to make cabling even easier, with cable clips and holes for fastening the conductors to the frame with simple cable-ties.



3 different terminal systems available
The MISTRAL range of consumer units is supplied with a wide range of terminal systems: Terminal bars with screws and the two versions of terminal blocks offering screw or screwless couplings.

The consumer units can be installed side by side, with cable gland accessories protecting the conductors' path between adjacent units.

The accessories include blind panels and base plates allowing installation of other types of devices aside from modular DIN rail products such as contactors, manual motor starters or devices on the front of the panel.

MISTRAL65 / 65H



Endless installation possibilities

Our product development was inspired by the objective of allowing a wide range of products and solutions with different functions and dimensions to be installed in a single IP65 consumer unit, thus meeting the widest range of needs even in small commercial or industrial applications.

MCBs, MCCBs and devices installed in the front of the panel in an integrated, rational and functionally appropriate position.



The frame allows for two different DIN rail positions. This allows products with different depths to be installed, for example MCCBs which, thanks to this solution, are perfectly aligned with other devices in the panel



The first depth level allows standard products to be housed; these include most modular products currently available on the market.


Among the accessories, the availability of blank panels and base plates allows non-modular equipment to be installed on the front of the consumer unit, such as control buttons and indicator lights.

MISTRAL65 / 65H

All details at a glance

The simplicity of the consumer units makes adapting them to various system requirements easy.

Optional terminal blocks which can be installed in the top or bottom of the consumer unit allow the cabling to be performed in a tidy manner and their different colors facilitate recognition of any separate circuits.




- 1. Box for wall mounting
- 2. Reversible front panel
- 3. RAL 7035 opaque door
- 4. Fixed support for DIN rail
- 5. DIN rail

- 6. Wall fastening brackets
- 7. Plugs, protection class II
- 8. Terminal block carriers
- 9. Terminal blocks with screw coupling
- 10. Terminal blocks with screwless coupling

- 11. Module cover
- 12. Finish or closure elements (lock and key optional)
- 13. Reversible panels

The switchboards consist of an empty box and a door to integrate all your interior fittings. A full closing panel is available (snap mounting), which works as an inner door in a typical automation application.


Specific metal plates designed to host Tmax XT MCCBs are available for all the enclosure sizes.



1. Box for wall mounting
2. Metal plate
3. Reversible front panel
4. Inner door
5. RAL 7035 opaque door

MISTRAL65H Switchboard


Harsh environment series



Resistance to salt, dust and UV rays.



MISTRAL65H is equipped on one side with knockouts for cable glands, the other side with a smooth surface.



Metal base plates are available to install XT1 and XT2 breakers as well as any kind of automation device.



MISTRAL65H switchboards offer a wide, safe space to integrate all your interior fittings.



Wide range of accessories.




Inner doors allow integration of signaling devices and push buttons for automation applications.

MISTRAL65 / 65H

Ordering and technical details

On the following pages you will find all the necessary details and ordering information for our consumer units, switchboards and accessories.

On our website www.abb.com/lowvoltage you will find all further information, selection guides and installation instructions for the other ABB installation products. From simple circuit breakers to complex smart home applications.





















MISTRAL65





Ordering details wall-mounted IP65

MISTRAL65 – IP65

MISTRAL65 – 1 row	Description	N° of modules		Dimensions		Order code	Type code	Packaging
		[18 mm]	GWT	W x H x D [mm]				
 	MISTRAL65 opaque door 4M	4	650	152 x 202 x 117		1SL 1100A00	65P04X11	1/24
	MISTRAL65 transparent door 4M	4	650	152 x 202 x 117		1SL 1200A00	65P04X12	1/24
 	MISTRAL65 opaque door 8M	8	650	232 x 250 x 154		1SL 1101A00	65P08X11	1/11
	MISTRAL65 transparent door 8M	8	650	232 x 250 x 154		1SL 1201A00	65P08X12	1/11
 	MISTRAL65 opaque door 12M	12	650	320 x 250 x 155		1SL 1102A00	65P12X11	1/7
	MISTRAL65 transparent door 12M	12	650	320 x 250 x 155		1SL 1202A00	65P12X12	1/7
 	MISTRAL65 opaque door 18M	18	650	420 x 250 x 155		1SL 1103A00	65P18X11	1/4
	MISTRAL65 transparent door 18M	18	650	420 x 250 x 155		1SL 1203A00	65P18X12	1/4
MISTRAL65 – 2 rows	Description	N° of modules [18 mm]	GWT	Dimensions W x H x D [mm]		Order code	Type code	Packaging
 	MISTRAL65 opaque door 24M	24	650	320 x 435 x 155		1SL1104A00	65P12X21	1/4
	MISTRAL65 transparent door 24M	24	650	320 x 435 x 155		1SL1204A00	65P12X22	1/4
 	MISTRAL65 opaque door 36M 2F	36	650	430 x 435 x 155		1SL 1105A00	65P18X21	1/2
	MISTRAL65 transparent door 36M 2F	36	650	430 x 435 x 155		1SL 1205A00	65P18X22	1/2

MISTRAL65 – IP65

MISTRAL65 – 3 rows		Description	N° of modules [18 mm]	GWT	Dimensions W x H x D [mm]	Order code	Type code	Packaging
		MISTRAL65 opaque door 36M 3F	36	650	320 x 600 x 155	1SL1106A00	65P12X31	1/3
		MISTRAL65 transparent door 36M 3F	36	650	320 x 600 x 155	1SL1206A00	65P12X32	1/3
		MISTRAL65 opaque door 54M	54	650	430 x 600 x 155	1SL1108A00	65P18X31	1/1
		MISTRAL65 transparent door 54M	54	650	430 x 600 x 155	1SL1208A00	65P18X32	1/1

MISTRAL65 – 4 rows		Description	N° of modules [18 mm]	GWT	Dimensions W x H x D [mm]	Order code	Type code	Packaging
		MISTRAL65 opaque door 48M	48	650	292 x 656 x 120	1SL1107A00	65P12X41	1/1
		MISTRAL65 transparent door 48M	48	650	292 x 656 x 120	1SL1207A00	65P12X42	1/1
		MISTRAL65 opaque door 72M	72	650	382 x 656 x 120	1SL1109A00	65P18X41	1/1
		MISTRAL65 transparent door 72M	72	650	382 x 656 x 120	1SL1209A00	65P18X42	1/1







Please find a wide range of suitable accessories on page 30 – 31

All units on this page will be delivered without connection terminals



MISTRAL65H



Ordering details wall-mounted IP65

MISTRAL65H – IP65

MISTRAL65H – 1 row	Description	N° of modules [18 mm]	GWT	Dimensions W x H x D [mm]	Order code	Type code	Packaging
	Mistral65H opaque door 4M	4	750	152 x 202 x 117	1SLM006500A2110	H65P04X110750	1/24
	Mistral65H 750 transparent door 4M	4	750	152 x 202 x 117	1SLM006500A2210	H65P04X120750	1/24
	Mistral65H opaque door 8M	8	750	232 x 250 x 154	1SLM006500A2111	H65P08X110750	1/11
	Mistral65H 750 transparent door 8M	8	750	232 x 250 x 154	1SLM006500A2211	H65P08X120750	1/11
	Mistral65H opaque door 12M	12	750	320 x 250 x 155	1SLM006500A2112	H65P12X110750	1/7
	Mistral65H 750 transparent door 12M	12	750	320 x 250 x 155	1SLM006500A2212	H65P12X120750	1/7
	Mistral65H opaque door 18M	18	750	430 x 250 x 155	1SLM006500A2113	H65P18X110750	1/4
	Mistral65H 750 transparent door 18M	18	750	430 x 250 x 155	1SLM006500A2213	H65P18X120750	1/4
MISTRAL65H – 2 rows	Description	N° of modules [18 mm]	GWT	Dimensions W x H x D [mm]	Order code	Type code	Packaging
	Mistral65H opaque door 24M	24	750	320 x 435 x 155	1SLM006500A2114	H65P12X210750	1/4
	Mistral65H 750 transparent door 24M	24	750	320 x 435 x 155	1SLM006500A2214	H65P12X220750	1/4
	Mistral65H opaque door 36M 2F	36	750	430 x 435 x 155	1SLM006500A2115	H65P18X210750	1/2
	Mistral65H 750 transparent door 36M 2F	36	750	430 x 435 x 155	1SLM006500A2215	H65P18X220750	1/2

MISTRAL65H – IP65

MISTRAL65H – 3 rows	Description	N° of modules [18 mm]	GWT	Dimensions W x H x D [mm]	Order code	Type code	Packaging
	Mistral65H opaque door 36M 3F	36	750	320 x 600 x 155	1SLM006500A2116	H65P12X310750	1/3
	Mistral65H 750 transparent door 36M 3F	36	750	320 x 600 x 155	1SLM006500A2216	H65P12X320750	1/3
	Mistral65H opaque door 54M	54	750	430 x 600 x 155	1SLM006500A2118	H65P18X310750	1/1
	Mistral65H 750 transparent door 54M	54	750	430 x 600 x 155	1SLM006500A2218	H65P18X320750	1/1

MISTRAL65H – 4 rows	Description	N° of modules [18 mm]	GWT	Dimensions W x H x D [mm]	Order code	Type code	Packaging
	Mistral65H opaque door 48M	48	750	320 x 735 x 155	1SLM006500A2117	H65P12X410750	1/1
	Mistral65H 750 transparent door 48M	48	750	320 x 735 x 155	1SLM006500A2217	H65P12X420750	1/1
	Mistral65H opaque door 72M	72	750	430 x 735 x 155	1SLM006500A2119	H65P18X410750	1/1
	Mistral65H 750 transparent door 72M	72	750	430 x 735 x 155	1SLM006500A2219	H65P18X420750	1/1


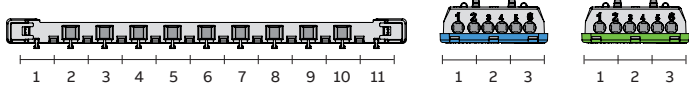

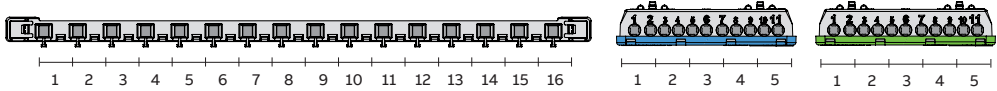

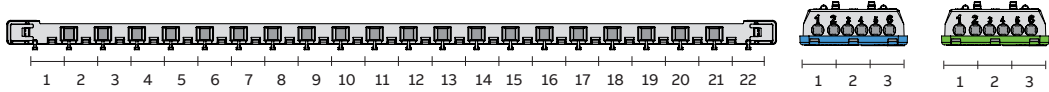

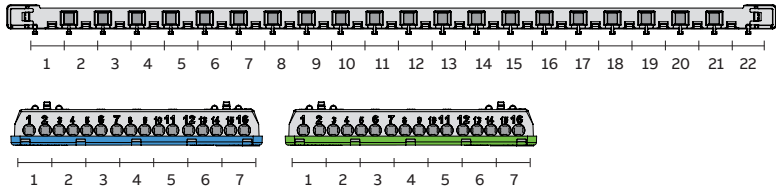
Please find a wide range of suitable accessories on page 30 – 31

All units on this page will be delivered without connection terminals

MISTRAL65

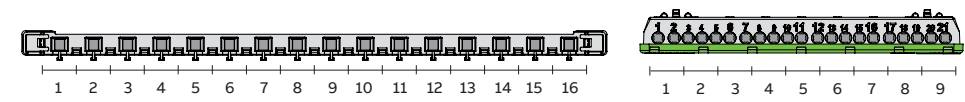
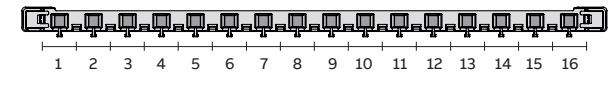
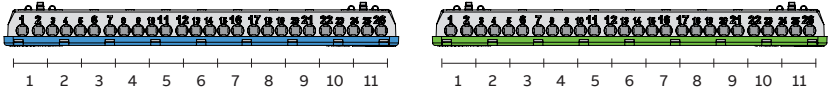
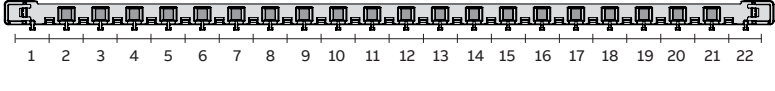
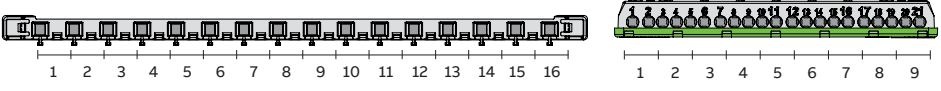
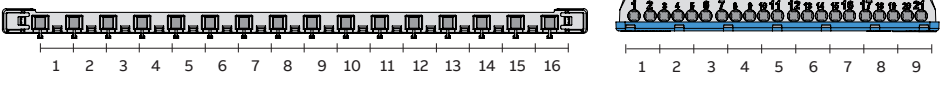
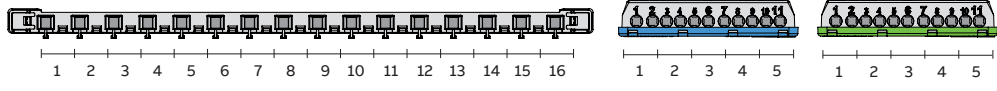
Ordering details with terminals IP65

MISTRAL65 – Order codes

MISTRAL65 wall	Description	N° of modules [18 mm]	GWT	Dimensions W x H x D [mm]	Order code	Type code	Packaging
	MISTRAL65 opaque door 8M 12SM	8	650	232 x 250 x 154	1SLM006501A1101	65P08X11A	1/11
	MISTRAL65 transparent door 8M 12SM	8	650	232 x 250 x 154	1SLM006501A1201	65P08X12A	1/11
							
	MISTRAL65 opaque door 12M 22SM	12	650	320 x 250 x 155	1SLM006501A1102	65P12X11A	1/7
	MISTRAL65 transparent door 12M 22SM	12	650	320 x 250 x 155	1SLM006501A1202	65P12X12A	1/7
							
	MISTRAL65 opaque door 18M 12SM	18	650	430 x 250 x 155	1SLM006501A1103	65P18X11Z	1/4
	MISTRAL65 transparent door 18M 12SM	18	650	430 x 250 x 155	1SLM006501A1203	65P18X12Z	1/4
							
	MISTRAL65 opaque door 18M 32SM	18	650	430 x 250 x 155	1SLM006502A1103	65P18X11A	1/4
	MISTRAL65 transparent door 18M 32SM	18	650	430 x 250 x 155	1SLM006502A1203	65P18X12A	1/4
							

MISTRAL65 – Order codes

MISTRAL65 wall	Description	N° of modules [18 mm]	GWT	Dimensions W x H x D [mm]	Order code	Type code	Packaging
	MISTRAL65 opaque door 24M 24SM	24	650	320 x 435 x 155	1SLM006501A1104	65P12X21Z	1/4
	MISTRAL65 transparent door 24M 24SM	24	650	320 x 435 x 155	1SLM006501A1204	65P12X22Z	1/4
	MISTRAL65 opaque door 24M 42SM	24	650	320 x 435 x 155	1SLM006502A1104	65P12X21A	1/4
	MISTRAL65 transparent door 24M 42SM	24	650	320 x 435 x 155	1SLM006502A1204	65P12X22A	1/4
	MISTRAL65 opaque door 36M 2F 52SM	36	650	430 x 435 x 155	1SLM006501A1105	65P18X21A	1/2
	MISTRAL65 transparent door 36M 2F 52SM	36	650	430 x 435 x 155	1SLM006501A1205	65P18X22A	1/2
	MISTRAL65 opaque door 36M 3F 42SM	36	650	320 x 600 x 155	1SLM006501A1106	65P12X31A	1/3
	MISTRAL65 transparent door 36M 3F 42SM	36	650	320 x 600 x 155	1SLM006501A1206	65P12X32A	1/3



MISTRAL65

Ordering details with terminals IP65


MISTRAL65 – Order codes

MISTRAL65 wall	Description	N° of modules [18 mm]	GWT	Dimensions W x H x D [mm]	Order code	Type code	Packaging
	MISTRAL65 opaque door 48M 52SM	48	650	320 x 735 x 155	1SLM006501A1107	65P12X41A	1/1
	MISTRAL65 transparent door 48M 52SM	48	650	320 x 735 x 155	1SLM006501A1207	65P12X42A	1/1
							
	MISTRAL65 opaque door 54M 52SM	54	650	430 x 600 x 155	1SLM006501A1108	65P18X31A	1/1
	MISTRAL65 transparent door 54M 52SM	54	650	430 x 600 x 155	1SLM006501A1208	65P18X32A	1/1
							
	MISTRAL65 opaque door 72M 52SM	72	650	430 x 735 x 155	1SLM006501A1109	65P18X41A	1/1
	MISTRAL65 transparent door 72M 52SM	72	650	430 x 735 x 155	1SLM006501A1209	65P18X42A	1/1
							

MISTRAL65H

Ordering details wall-mounted IP65

Mistral65H switchboard*

Mistral65H switchboard*	Description	Dimensions W x H x D [mm]	Order code	Type code	Packaging
	MISTRAL65H switchboard 2x12 module size opaque door	320 x 435 x 155	1SLM006500A3114	S65P12X210750	1/4
	MISTRAL65H switchboard 3x12 module size opaque door	320 x 600 x 155	1SLM006500A3116	S65P12X310750	1/3
	MISTRAL65H switchboard 2x18 module size opaque door	430 x 435 x 155	1SLM006500A3115	S65P18X210750	1/2
	MISTRAL65H switchboard 3x18 module size opaque door	430 x 600 x 155	1SLM006500A3118	S65P18X310750	1/1

Metal base plates are not included in MISTRAL65H switchboards and can be ordered separately.

* For the switchboards, modules indicate size


Please find a wide range of suitable accessories on page 30 – 31


All units on this page will be delivered without connection terminals


MISTRAL65 / 65H

Ordering details accessories


MISTRAL65 / 65H / 65H Switchboards – Common accessories

Opaque door	Description	N° of modules [18 mm]		Type code	Packaging
			Order code		
	Opaque door 4M	4	1SL 1900A00	1SL M006500A1900	1/15
	Opaque door 8M	8	1SL 1902A00	1SL M006500A1902	1/20
	Opaque door 12M	12	1SL1904A00	1SLM006500A1904	1/10
	Opaque door 18M	48	1SL 1906A00	1SL M006500A1906	1/20
	Opaque door 24M/48M	24/48	1SL 1908A00	1SL M006500A1908	1/6
	Opaque door 36M	36	1SL 1910A00	1SL M006500A1910	1/10
	Opaque door 36M/72M	36/72	1SL 1912A00	1SL M006500A1912	1/14
	Opaque door 54M	54	1SL 1914A00	1SLM006500A1914	1/8


Transparent door	Description	N° of modules [18 mm]		Type code	Packaging
			Order code		
	Transparent door 4M	4	1SL 1901A00	1SL M006500A1901	1/15
	Transparent door 8M	8	1SL 1903A00	1SL M006500A1903	1/20
	Transparent door 12M	12	1SL 1905A00	1SL M006500A1905	1/10
	Transparent door 18M	48	1SL 1907A00	1SL M006500A1907	1/20
	Transparent door 24M/48M	24/48	1SL 1909A00	1SL M006500A1909	1/6
	Transparent door 36M	36	1SL 1911A00	1SL M006500A1911	1/10
	Transparent door 36M/72M	36/72	1SL 1913A00	1SL M006500A1913	1/14
	Transparent door 54M	54	1SL1915A00	1SLM006500A1915	1/8





Base plates	Description	N° of modules [18 mm]		Type code	Packaging
			Order code		
	Metal base plate 12M*	12	1SL1920A00	1SLM006500A1920	1/12
	Metal base plate 2x12M	2x12	1SL1921A00	1SLM006500A1921	1/4
	Metal base plate 18M*	18	1SL1922A00	1SLM006500A1922	1/8
	Metal base plate 2x18M	2x18	1SL1923A00	1SLM006500A1923	1/4
	Metal base plate 3x12	3x12	1SLM006500A1951	41Z125	1/5
	Metal base plate 3x18	3x18	1SLM006500A1952	41Z126	1/5
	Plastic base plate 2x12	2x12	1SLM006500A1953	41Z127	1/5
	Plastic base plate 2x18	2x18	1SLM006500A1954	41Z128	1/5
	Plastic base plate 3x12	3x12	1SLM006500A1955	41Z129	1/5
	Plastic base plate 3x18	3x18	1SLM006500A1956	41Z130	1/5


*only for consumer units

Kits for Tmax XT	Description	N° of modules [18 mm]		Type code	Packaging
			Order code		
	Kit for Tmax XT 3x12 size MISTRAL65H switchboard	3x12	1SLM006500A1959	41Z133	1
	Kit for Tmax XT 3x18 size MISTRAL65H switchboard	3x18	1SLM006500A1960	41Z134	1
	Kit for Tmax XT 2x12 size MISTRAL65H switchboard	2x12	1SLM006500A1969	41Z131	1
	Kit for Tmax XT 2x18 size MISTRAL65H switchboard	2x18	1SLM006500A1970	41Z132	1

MISTRAL65 / 65H – Other accessories

Blind panel	Description	N° of modules [18 mm]	Order code	Type code	Packaging
	Central blind panel 12M *	12	1SL 1945A00	1SL M006500A1945	1/15
	Blind panel 12M	12	1SL 1946A00	1SL M006500A1946	1/20
	Central blind panel 18M **	18	1SL 1947A00	1SL M006500A1947	1/30
	Blind panel 18M	18	1SL 1948A00	1SL M006500A1948	1/30

Other accessories	Description	N° of modules [18 mm]	Order code	Type code	Packaging
	Wall fixing brackets (4 pcs)		1SL1927A00	1SLM006500A1927	1/30
	Module cover 12M MISTRAL65 / 65H	12	1SL1929A00	1SLM006500A1929	5/180
	Lock with key		1SL1931A00	1SLM006500A1931	1/10
	Cable gland Ø 16		1SL1935A00	1SL M006500A1935	10/100
	Cable gland Ø 20		1SL1936A00	1SL M006500A1936	10/100
	Cable gland Ø 25		1SL1937A00	1SL M006500A1937	10/100
	Cable gland Ø 32		1SL1938A00	1SL M006500A1938	5/50
	Adapter for trunking		1SL 1942A00	1SL M006500A1942	1/10
	Junction unit Ø 28,5		1SL 1949A00	1SL M006500A1949	10/400

Inner doors	Description	N° of modules [18 mm]	Order code	Type code	Packaging
	Inner door for 2x12 size MISTRAL65H switchboard	2x12	1SLM006500A1961	41Z135	1
	Inner door for 2x18 size MISTRAL65H switchboard	2x18	1SLM006500A1962	41Z136	1
	Inner door for 3x12 size MISTRAL65H switchboard	3x12	1SLM006500A1963	41Z137	1
	Inner door for 3x18 size MISTRAL65H switchboard	3x18	1SLM006500A1964	41Z138	1


* MISTRAL65 panels 3 rows – 36 modules

** MISTRAL65 panels 3 rows – 54 modules


MISTRAL65 / 65H

Ordering details terminal blocks


MISTRAL65 – Terminal blocks

Terminal block	Description	Maximum current [A]	Order code	Type code	Packaging
	Terminal block N 3 x 16 mm ² +3 x 6 mm ²	100	1SPE007715F0731	41Z57	5/270
	Terminal block N 5 x 16 mm ² +6 x 6 mm ²	100	1SPE007715F0732	41Z58	5/150
	Terminal block N 7 x 16 mm ² +9 x 6 mm ²	100	1SPE007715F0733	41Z59	5/120
	Terminal block N 9 x 16 mm ² +12 x 6 mm ²	100	1SPE007715F0734	41Z60	5/90
	Terminal block N 11 x 16 mm ² +15 x 6 mm ²	100	1SPE007715F0735	41Z61	5/90
	Terminal block PE 3 x 16 mm ² +3 x 6 mm ²	100	1SPE007715F0741	41Z62	5/270
	Terminal block PE 5 x 16 mm ² +6 x 6 mm ²	100	1SPE007715F0742	41Z63	5/150
	Terminal block PE 7 x 16 mm ² +9 x 6 mm ²	100	1SPE007715F0743	41Z64	5/120
	Terminal block PE 9 x 16 mm ² +12 x 6 mm ²	100	1SPE007715F0744	41Z65	5/90
	Terminal block PE 11 x 16 mm ² +15 x 6 mm ²	100	1SPE007715F0745	41Z66	5/90

MISTRAL65 – Terminal blocks screwless

Terminal block screwless	Description	Maximum current [A]	Order code	Type code	Packaging
	Terminal block screwless N 5 x 1,5–4 mm ²	63	1SPE007715F9701	41Z70	5/280
	Terminal block screwless N 5 x 1,5–4 mm ² +1 x 25 mm ²	63	1SPE007715F9702	41Z71	5/180
	Terminal block screwless N 8 x 1,5–4 mm ² +2 x 25 mm ²	63	1SPE007715F9703	41Z72	5/150
	Terminal block screwless N 11 x 1,5–4 mm ² +3 x 25 mm ²	63	1SPE007715F9704	41Z73	5/100
	Terminal block screwless N 14 x 1,5–4 mm ² +4 x 25 mm ²	63	1SPE007715F9705	41Z74	5/90
	Terminal block screwless N 17 x 1,5–4 mm ² +5 x 25 mm ²	63	1SPE007715F9706	41Z75	5/70
	Terminal block screwless N 20 x 1,5–4 mm ² +6 x 25 mm ²	63	1SPE007715F9707	41Z76	5/60
	Terminal block screwless PE 5 x 1,5–4 mm ² +1 x 25 mm ²	63	1SPE007715F9712	41Z77	5/180
	Terminal block screwless PE 8 x 1,5–4 mm ² +2 x 25 mm ²	63	1SPE007715F9713	41Z78	5/150
	Terminal block screwless PE 11 x 1,5–4 mm ² +3 x 25 mm ²	63	1SPE007715F9714	41Z79	5/100
	Terminal block screwless PE 14 x 1,5–4 mm ² +4 x 25 mm ²	63	1SPE007715F9715	41Z80	5/90
	Terminal block screwless PE 17 x 1,5–4 mm ² +5 x 25 mm ²	63	1SPE007715F9716	41Z81	5/70
	Terminal block screwless PE 20 x 1,5–4 mm ² +6 x 25 mm ²	63	1SPE007715F9717	41Z82	5/60

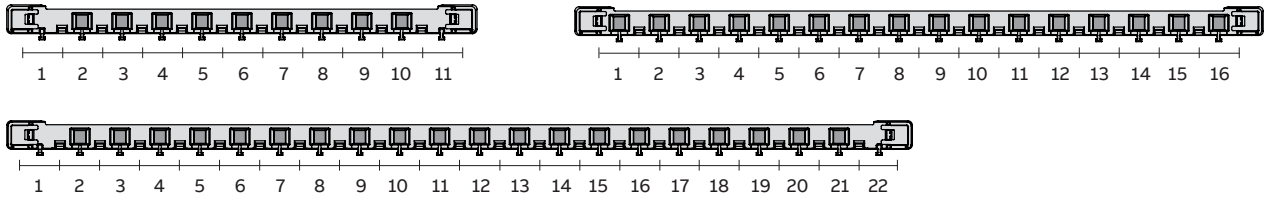
MISTRAL65 – Terminal block carriers

Terminal carriers	Description	Order code	Type code	Packaging
	Carrier 8M	1SPE007715F0751	41Z67	5/280
	Carrier 12M	1SPE007715F0752	41Z68	5/225
	Carrier 18M	1SPE007715F0753	41Z69	5/150

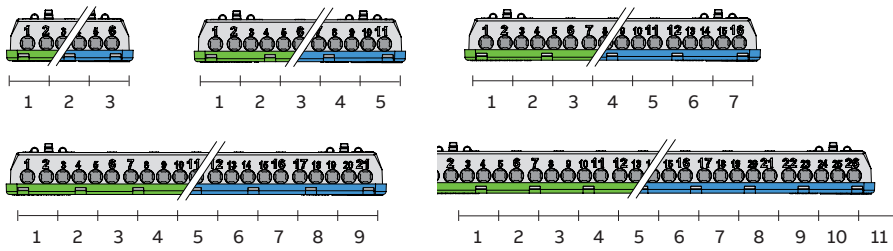
MISTRAL65 / 65H

Terminal blocks assembly examples

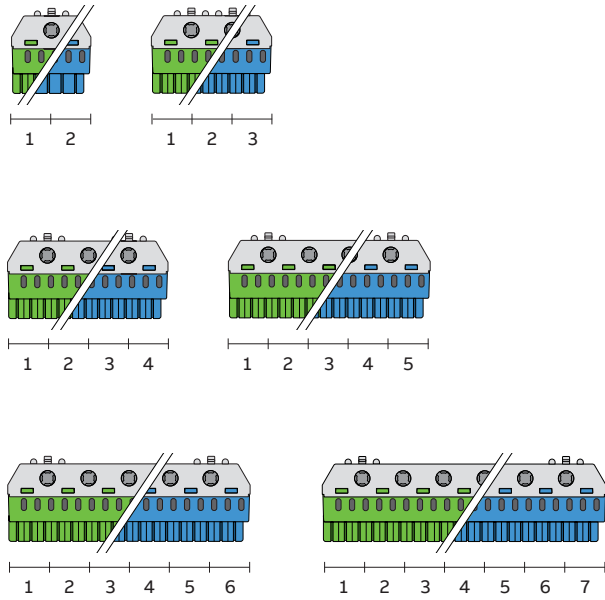
Terminal block carriers



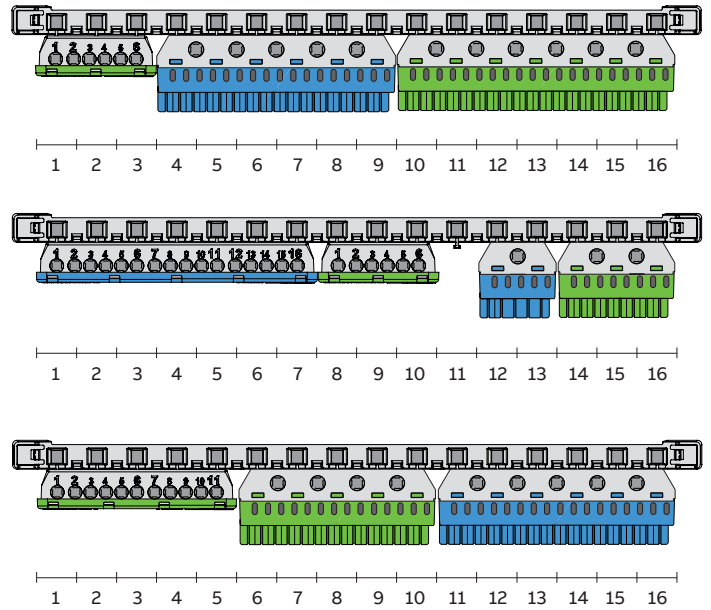
Terminal blocks



Terminal blocks screwless




Assembly examples




MISTRAL65 / 65H

Ordering details terminal bars

MISTRAL65 – Terminal bars

Terminal bars	Description	Order code	Type code	Packaging
	Terminal bar 5 holes D.4.5 mm	M125310000	41Z28	1/20
	Terminal bar 10 holes D.4.5 mm and 3 holes D.5.6 mm	M125320000	41Z29	1/20
	Terminal bar 16 holes D.4.5 mm and 3 holes D.5.6 mm	M125330000	41Z30	1/20
	Terminal bar 15 holes D.4.5 mm and 6 holes D.5.6 mm	M125340000	41Z31	1/20
	Terminal bar 19 holes D.4.5 mm and 6 holes D.5.6 mm	M125350000	41Z32	1/20

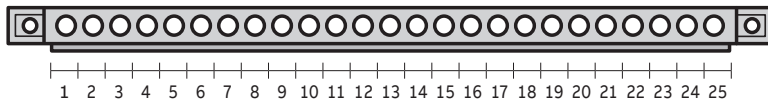
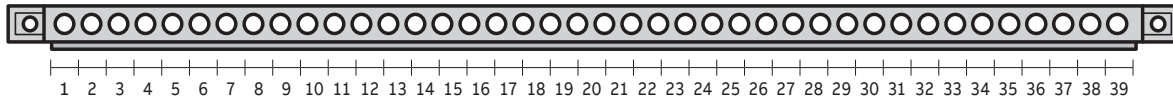
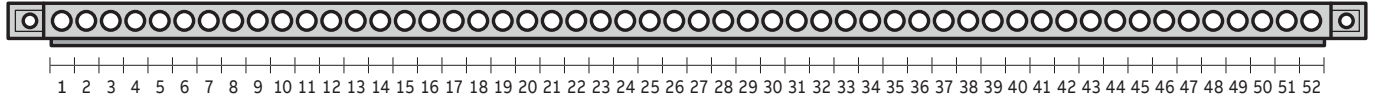
MISTRAL65 – Terminal bar carriers

Terminal carrier	Description	Order code	Type code	Packaging
	Carrier for 8 modules	1SLM004100A1953	41Z25	1/24
	Carrier for 12 modules	1SLM004100A1954	41Z26	1/24
	Carrier for 18 modules	1SLM004100A1955	41Z27	1/24

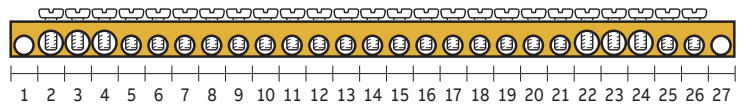
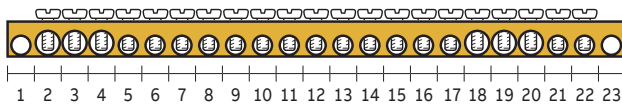
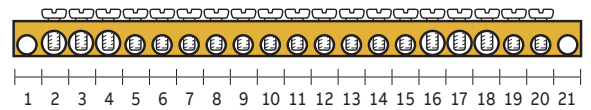
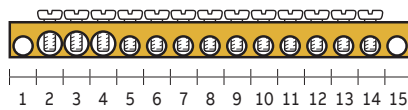
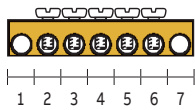
MISTRAL65 / 65H

Terminal bars assembly examples

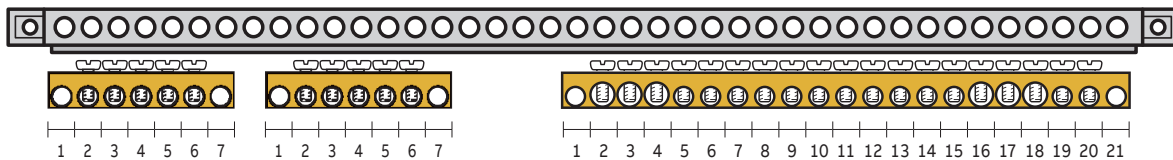
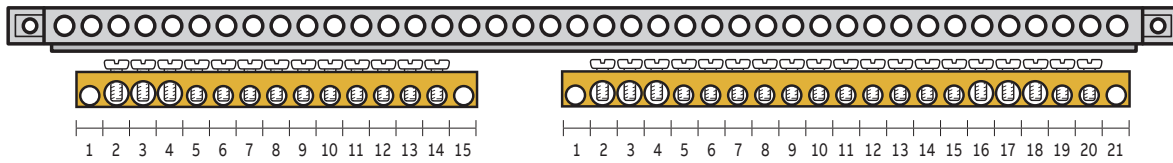
Terminal bar carriers



Terminal bars



Assembly examples



MISTRAL65 / 65H

Technical details

MISTRAL65 – Technical details

Codes	1SL1100A00 1SL1200A00	1SL1101A00 1SL1201A00 1SLM006501A1101 1SLM006501A1201	1SL1102A00 1SL1202A00 1SLM006501A1102 1SLM006501A1202	1SL1103A00 1SL1203A00 1SLM006501A1103 1SLM006501A1203 1SLM006502A1103 1SLM006502A1203	1SL1104A00 1SL1204A00 1SLM006501A1104 1SLM006501A1204 1SLM006502A1104 1SLM006502A1204
Number of modules	4	8	12	18	24
Dimensions (W x H x D) in mm	152 x 202 x 117	232 x 250 x 154	320 x 250 x 155	430 x 250 x 155	320 x 435 x 155
Color	RAL 7035 grey	RAL 7035 grey	RAL 7035 grey	RAL 7035 grey	RAL 7035 grey
Door type	Opaque / Transparent	Opaque / Transparent	Opaque / Transparent	Opaque / Transparent	Opaque / Transparent
Protection class	II □	II □	II □	II □	II □
Fire resistance	GWT 650°C	GWT 650°C	GWT 650°C	GWT 650°C	GWT 650°C
Material	Thermoplastic	Thermoplastic	Thermoplastic	Thermoplastic	Thermoplastic
Reference standard	IEC 60670 & IEC 61439-3	IEC 60670 & IEC 61439-3	IEC 60670 & IEC 61439-3	IEC 60670 & IEC 61439-3	IEC 60670 & IEC 61439-3
Resistance to mechanical impacts	IK09	IK09	IK09	IK09	IK09
Installation temperature	-25°C / + 60°C	-25°C / + 60°C	-25°C / + 60°C	-25°C / + 60°C	-25°C / + 60°C
Resistance to heat	BPT 70°C	BPT 70°C	BPT 70°C	BPT 70°C	BPT 70°C
IP rating	IP65	IP65	IP65	IP65	IP65
Max. dissipation power	12W	20W	27W	32W	34W
Maximum current	63A	63A	63A	125A	125A
Extractable frame	no	no	no	no	yes
Additional module	no	no	yes	yes	yes
Installation of MCCBs	no	yes	yes	yes	yes
DIN rail centre distance	-	-	-	-	150 – 125 mm
Halogen free	yes	yes	yes	yes	yes
Cable entry finish	Smooth	Smooth	Smooth	Smooth	Smooth

Codes	1SL1105A00 1SL1205A00 1SLM006501A1105 1SLM006501A1205	1SL1106A00 1SL1206A00 1SLM006501A1106 1SLM006501A1206	1SL1107A00 1SL1207A00 1SLM006501A1107 1SLM006501A1207	1SL1108A00 1SL1208A00 1SLM006501A1108 1SLM006501A1208	1SL1109A00 1SL1209A00 1SLM006501A1109 1SLM006501A1209
Number of modules	36	36	48	54	72
Dimensions (W x H x D) in mm	430 x 435 x 155	320 x 600 x 155	320 x 735 x 155	430 x 600 x 155	430 x 735 x 155
Color	RAL 7035 grey	RAL 7035 grey	RAL 7035 grey	RAL 7035 grey	RAL 7035 grey
Door type	Opaque / Transparent	Opaque / Transparent	Opaque / Transparent	Opaque / Transparent	Opaque / Transparent
Protection class	II □	II □	II □	II □	II □
Fire resistance	GWT 650°C	GWT 650°C	GWT 650°C	GWT 650°C	GWT 650°C
Material	Thermoplastic	Thermoplastic	Thermoplastic	Thermoplastic	Thermoplastic
Resistance to mechanical impacts	IK09	IK09	IK09	IK09	IK09
Reference standard	IEC 60670 & IEC 61439-3	IEC 60670 & IEC 61439-3	IEC 60670 & IEC 61439-3	IEC 60670 & IEC 61439-3	IEC 60670 & IEC 61439-3
Installation temperature	-25°C / + 60°C	-25°C / + 60°C	-25°C / + 60°C	-25°C / + 60°C	-25°C / + 60°C
Resistance to heat	BPT 70°C	BPT 70°C	BPT 70°C	BPT 70°C	BPT 70°C
IP rating	IP65	IP65	IP65	IP65	IP65
Max. dissipation power	43 W	51 W	64 W	63 W	81 W
Maximum current	125 A	125 A	125 A	125 A	125 A
Extractable frame	yes	yes	yes	yes	yes
Additional module	yes	yes	yes	yes	yes
Installation of MCCBs	yes	yes	yes	yes	yes
DIN rail centre distance	150 – 125 mm	150 – 125 mm	150 – 125 mm	150 – 125 mm	150 – 125 mm
Halogen free	yes	yes	yes	yes	yes
Cable entry finish	Smooth	Smooth	Smooth	Smooth	Smooth

MISTRAL65H – Technical details

Codes	1SLM006500A2110	1SLM006500A2111	1SLM006500A2112	1SLM006500A2113	1SLM006500A2114
	1SLM006500A2210	1SLM006500A2211	1SLM006500A2212	1SLM006500A2213	1SLM006500A3114*
Number of modules	4	8	12	18	24
Dimensions (W x H x D) in mm	152 x 202 x 117	232 x 250 x 154	320 x 250 x 155	430 x 250 x 155	320 x 435 x 155
Color	RAL 7035 grey	RAL 7035 grey	RAL 7035 grey	RAL 7035 grey	RAL 7035 grey
Door type	Transparent	Transparent	Transparent	Transparent	Transparent
Protection class	II □	II □	II □	II □	II □
Fire resistance	GWT 750°C	GWT 750 °C	GWT 750 °C	GWT 750 °C	GWT 750 °C
Material	Thermoplastic	Thermoplastic	Thermoplastic	Thermoplastic	Thermoplastic
Resistance to mechanical impacts	IK10	IK10	IK10	IK10	IK10
Reference standards	IEC 62208	IEC 62208	IEC 62208	IEC 62208	IEC 62208
Installation temperature	-25°C / + 60°C	-25°C / + 60°C	-25°C / + 60°C	-25°C / + 60°C	-25°C / + 60°C
Resistance to heat	BPT 70°C	BPT 70°C	BPT 70°C	BPT 70°C	BPT 70°C
IP rating	IP65	IP65	IP65	IP65	IP65
Max. dissipation power	12W	20W	27W	32W	34W
Maximum current	63A	63A	63A	125A	125A
Extractable frame	no	no	no	no	yes
Additional module	no	no	yes	yes	yes
Installation of MCCBs	no	yes	yes	yes	yes
DIN rail centre distance	–	–	–	–	150 – 125 mm
Halogen free	no	no	no	no	no
Cable entry finish	Precut	Precut	Precut	Precut	Precut

Codes	1SLM006500A2115	1SLM006500A2116	1SLM006500A2117	1SLM006500A2118	1SLM006500A2119
	1SLM006500A2215	1SLM006500A2216	1SLM006500A2217	1SLM006500A2218	1SLM006500A2219
	1SLM006500A3115*	1SLM006500A3116*	1SLM006500A2217	1SLM006500A3118*	1SLM006500A2219
Number of modules	36	36	48	54	72
Dimensions (W x H x D) in mm	430 x 435 x 155	320 x 600 x 155	320 x 735 x 155	430 x 600 x 155	430 x 735 x 155
Color	RAL 7035 grey	RAL 7035 grey	RAL 7035 grey	RAL 7035 grey	RAL 7035 grey
Door type	Transparent	Transparent	Transparent	Transparent	Transparent
Protection class	II □	II □	II □	II □	II □
Fire resistance	GWT 750°C	GWT 750 °C	GWT 750 °C	GWT 750 °C	GWT 750 °C
Material	Thermoplastic	Thermoplastic	Thermoplastic	Thermoplastic	Thermoplastic
Resistance to mechanical impacts	IK10	IK10	IK10	IK10	IK10
Reference standards	IEC 62208	IEC 62208	IEC 62208	IEC 62208	IEC 62208
Installation temperature	-25°C / + 60°C	-25°C / + 60°C	-25°C / + 60°C	-25°C / + 60°C	-25°C / + 60°C
Resistance to heat	BPT 70°C	BPT 70°C	BPT 70°C	BPT 70°C	BPT 70°C
IP rating	IP65	IP65	IP65	IP65	IP65
Max. dissipation power	43 W	51 W	64 W	63 W	81 W
Maximum current	125 A	125 A	125 A	125 A	125 A
Extractable frame	yes	yes	yes	yes	yes
Additional module	yes	yes	yes	yes	yes
Installation of MCCBs	yes	yes	yes	yes	yes
DIN rail centre distance	150 – 125 mm	150 – 125 mm	150 – 125 mm	150 – 125 mm	150 – 125 mm
Halogen free	no	no	no	no	no
Cable entry finish	Precut	Precut	Precut	Precut	Precut

* For the switchboards, modules indicate size

MISTRAL65 / 65H

Technical details

Table of resistance to chemical agents

	Cold water	Hot water	Sulphuric acid	Hydrochloric acid	Acetic acid	Petroleum	Benzine	Acetone	Ethyl alcohol	Ammonia	Dichloromethane	Diesel oil - Naptha	Mineral oil	Food oils	Tetrachloroethylene	Trichloroethylene	Ether	Ozone	Toluene	Methyl alcohol	Alcohol	Milk	Fruit juices	Fluorocarbons	Deterives	Detergents	Potassium nitrate	Hydrogen peroxide
MISTRAL65	■	■	▲	●	■	●	●	●	▲	■	●	▲	■	■	●	●	●	■	●	▲	■	■	■	●	■	■	▲	■
MISTRAL65H MISTRAL65H switchboards	■	■	▲	●	■	●	●	●	▲	■	●	▲	■	■	●	●	●	■	●	▲	■	■	■	●	■	■	▲	■

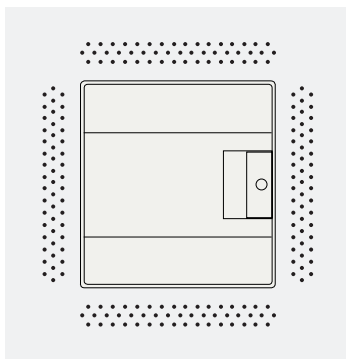
■ resistant ▲ partially resistant ● non resistant

Ingress protection rating IP65

6

First number:
Protection against the penetration of solid bodies

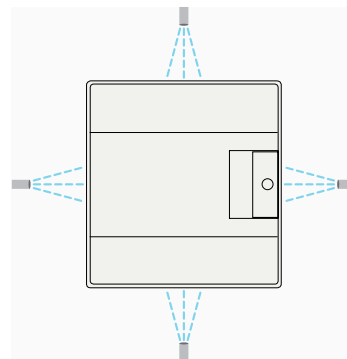
No dust can penetrate



5

Second number:
Protection against the penetration of water

Water projected with a nozzle from all directions must not cause damage



Shock resistance (IK) – MISTRAL65: IK09 and MISTRAL65H: IK10

Code IK	00	01	02	03	04	05	06	07	08	09	10
Shock energy (Joule)	not protected	0.15	0.2	0.35	0.5	0.7	1	2	5	10	20

MISTRAL65H

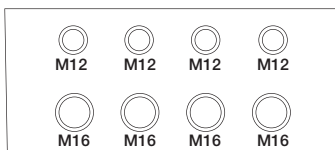
Knockouts

Cable glands

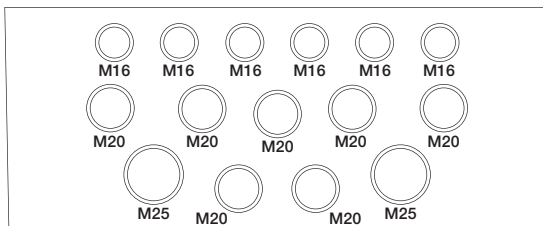
Modules		diam. 16	diam. 20	diam. 25
4	04 x 1	2	-	-
8	08 x 1	3	3	-
12	12 x 1	2	2	2
24	12 x 2	5	5	2
36	12 x 3	5	5	2
48	12 x 4	5	5	2
18	18 x 1	2	2	2
36	18 x 2	5	5	2
54	18 x 3	5	5	2
72	18 x 4	5	5	2

Holes

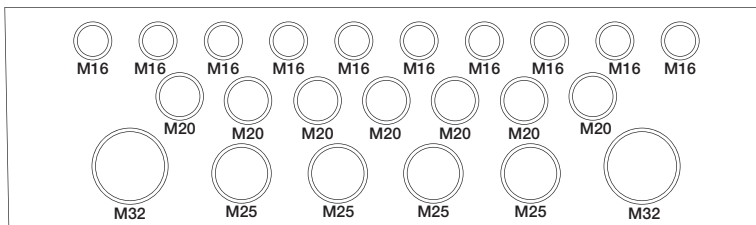
Modules		diam. 12	diam. 16	diam. 20	diam. 25	diam. 32
4	04 x 1	4	4	-	-	-
8	08 x 1	-	6	7	2	-
12	12 x 1	-	10	7	4	2
24	12 x 2	-	10	7	4	2
36	12 x 3	-	10	7	4	2
48	12 x 4	-	10	7	4	2
18	18 x 1	-	14	9	4	2
36	18 x 2	-	14	9	4	2
54	18 x 3	-	14	9	4	2
72	18 x 4	-	14	9	4	2



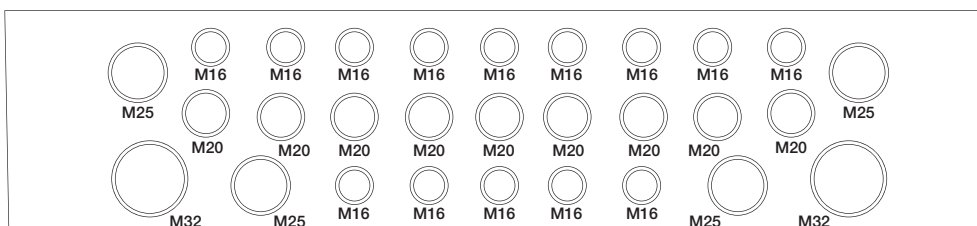
4 modules – top or bottom



8 modules – top or bottom



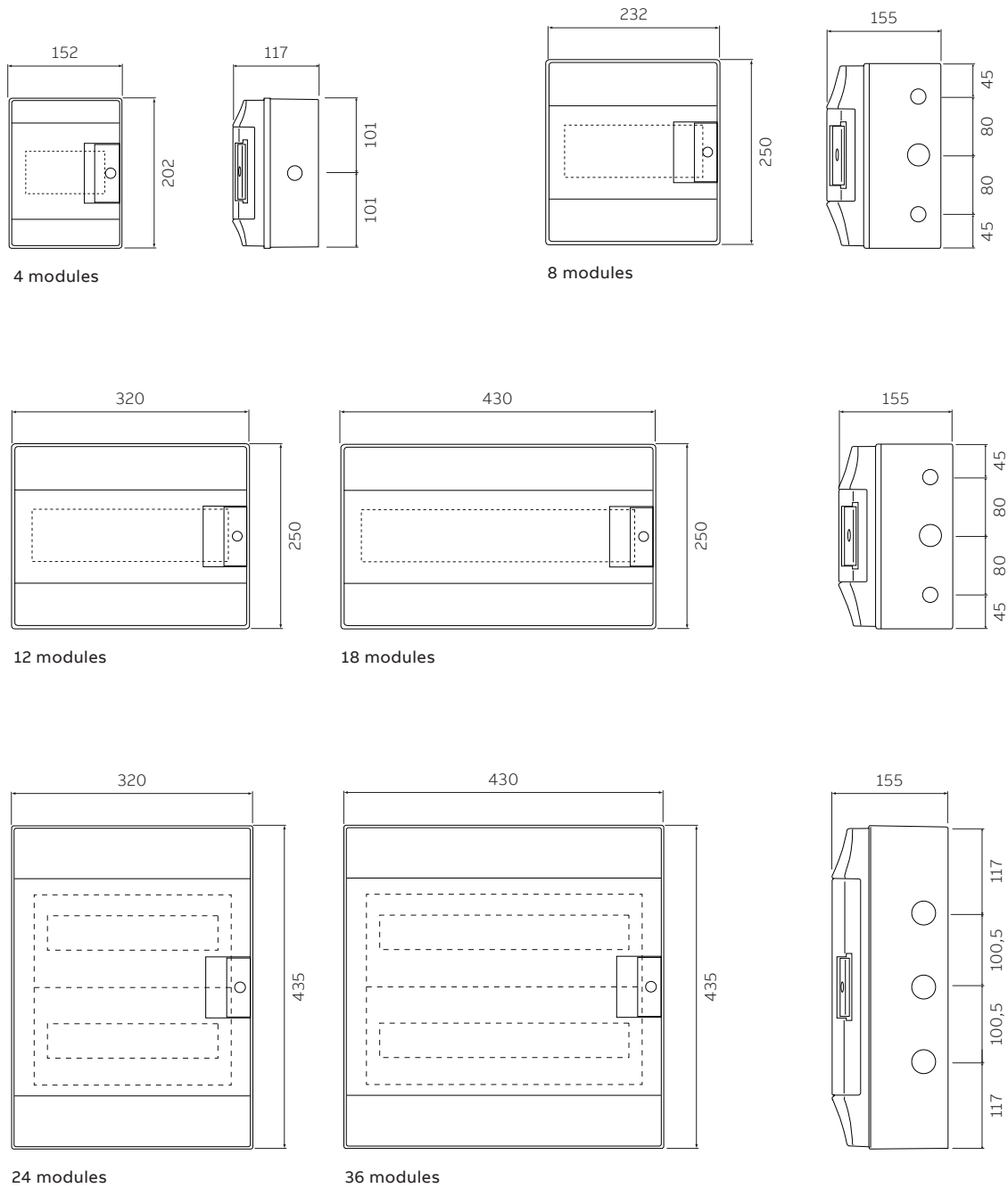
12 modules – top or bottom



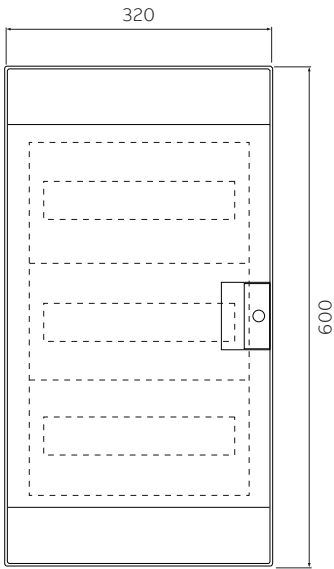
18 modules – top or bottom

MISTRAL65 / 65H

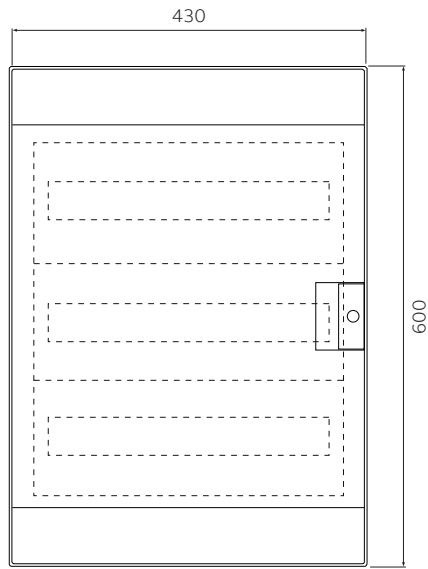
Overall dimensions



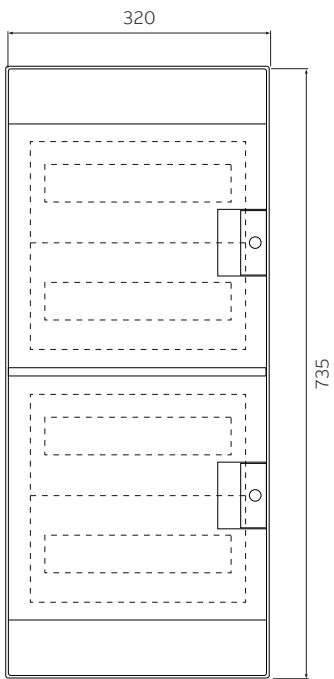
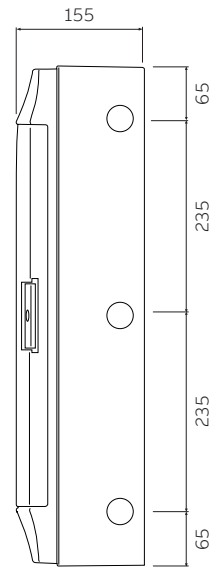
Dimensions in mm



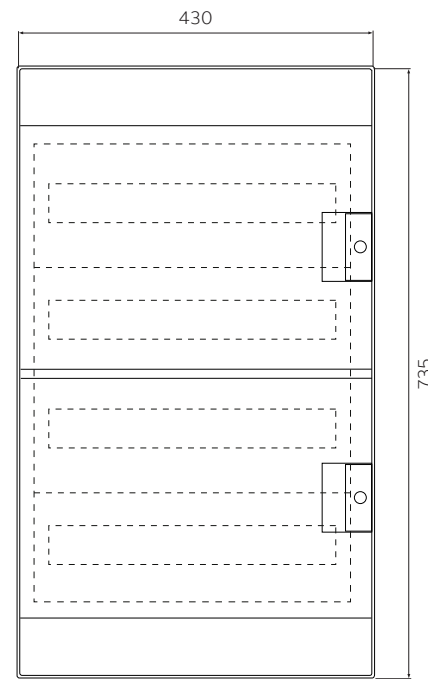
36 modules



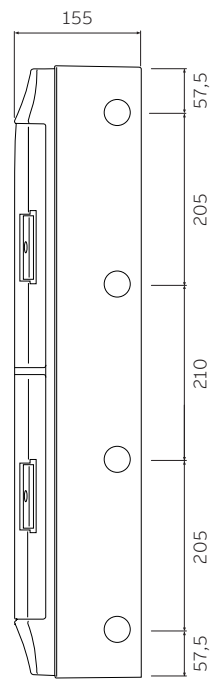
54 modules



48 modules



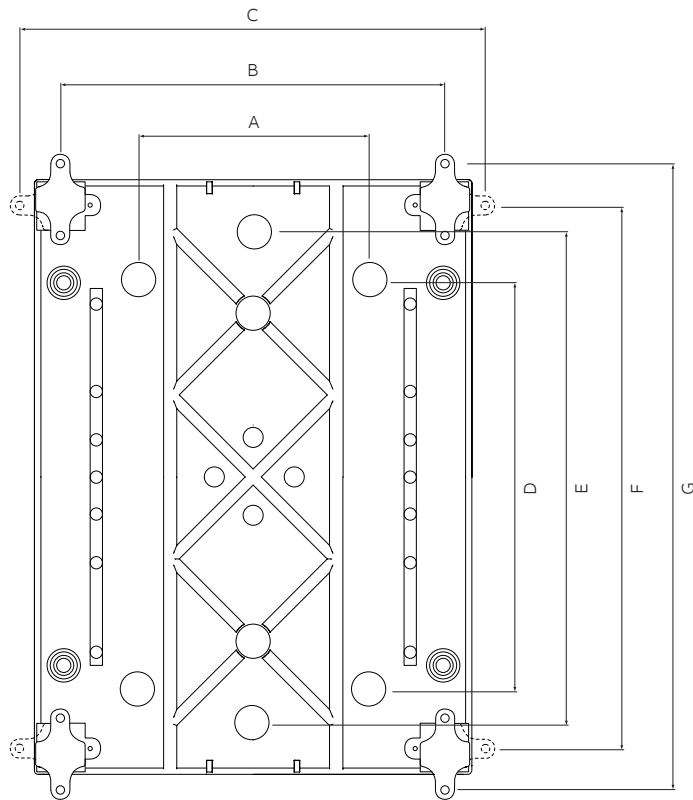
72 modules



Dimensions in mm

MISTRAL65 / 65H

Fixing template



	A [mm]	B [mm]	C [mm]	D [mm]	E [mm]	F [mm]	G [mm]
4 PLE	-	113	173	-	140	163	223.5
8 PLE	90	194	254.5	180	-	212	272.5
12 PLE	170	282.5	343	180	-	212	272.5
18 PLE	280	392	452.5	125	175	212	272,5
24 PLE	170	282.5	343	310	360	397	457.5
36 PLE - 2 F	280	392	452.5	310	360	397	457.5
36 PLE - 3 F	170	282.5	343	475	525	562	622.5
48 PLE	170	282.5	343	610	660	697	757,5
54 PLE	280	392	452.5	475	525	562	622.5
72 PLE	280	392	452.5	610	660	697	757.5



ABB SACE

A division of ABB S.p.A.
Enclosures and Cable Systems
Viale Vicenza, 61
36063 Marostica (VI) - Italy
Phone: +39 0424 478200
Fax: +39 0424 478305

www.abb.com/lowvoltage
www.abb.com/buildings

