

ADVANCE2 Series

125A SWITCHED INTERLOCKED
SOCKET OUTLETS



ADVANCE2 Series

125A SWITCHED INTERLOCKED SOCKET OUTLETS



The ADVANCE2 Series 125A switched interlocked socket outlets in thermoplastic material are available in two different versions: with switch disconnector or with switch disconnector and DIN rail (8 DIN) for modular devices.

The version with DIN rail is provided as standard with super flexible cables for connection between switch disconnector and modular devices.

The wide flush handle prevents damage from accidental impacts and ensures a safe grip in all conditions.

The external perforated fixing points speed up the wall mounting operations.

The base, with drilling point marks on the upper side and open threaded entrance on the lower one, makes the installation more flexible, also facilitating the wiring operations thanks to the wide internal cabling space.

REFERENCE STANDARDS

EN 60309-1

Plugs, socket outlets and couplers for industrial purposes.
Part 1: general requirements.

EN 60309-2

Plugs, socket outlets and couplers for industrial purposes.
Part 2: dimensional interchangeability requirements for pin and contact-tube accessories of harmonised configurations.

EN 60309-4

Plugs, socket outlets and couplers for industrial purposes.
Part 4: switched socket-outlets and connectors with or without interlock.

TECHNICAL CHARACTERISTICS

Rated current:	125A
Rated voltage:	100÷690V~
Frequency:	50÷60Hz
Insulating voltage:	500/690V~
Protection degree:	IP66/IP67/IP69
Minimum operating ambient temperature:	-40°C
Max. operating ambient temperature:	+60°C
Self-extinguishing GW test:	850°C
Self-extinguishing UL94:	V0
Material:	Thermoplastic
IK degree at 20°C:	IK09
Switch disconnector material:	Thermosetting
Insulation class:	Class II (double insulation)
DIN rail:	8 modules

TECHNICAL CHARACTERISTICS SWITCH DISCONNECTOR

Rated current	In	A	160
Rated insulation voltage	Ui	VAC	800
Rated impulse withstand voltage	Uimp	kV	8
Thermal current	Ithe	A	160
Rated operational current - Ie	AC21A Resistive loads, including moderate overloads	415	V 160
	AC22A Mixed resistive and inductive loads, including moderate overloads	415	V 160
	AC23A Switching of motor loads or other inductive loads (3 phase/3 poles)	415	V 160
Rated operational power*	AC23A	415	kW 69
Rated short-time withstand current	Icw (1sec)	A	3000
Rated conditional short circuit current		kA	50
Associate fuse size	Type gG	A	125
Terminal wire size	Flexible	mm²	10-70
	Rigid	mm²	10-70

* These values are given as guidance and may vary according to the specifics provided by the motor manufacturer.

CABLE ENTRY




Bottom side:	1xM63 open threaded
Top side:	Blank side with drill centering points



Threaded inlet open on the bottom side for better flexibility in choosing the type of cable gland.




■ 125A SWITCHED INTERLOCKED SOCKET OUTLETS - IP66/IP67/IP69




Poles	Hz	Volt	Colour	h.	Pack Quantity	
2P+E	50/60	200-250		6h	1	548.12583
3P+E	50/60	380-415		6h	1	548.12586
3P+N+E	50/60	346-415		6h	1	548.12587

■ 125A SWITCHED INTERLOCKED SOCKET OUTLETS WITH DIN RAIL 8 MODULES - IP66/IP67/IP69



Poles	Hz	Volt	Colour	h.	Pack Quantity	
2P+E	50/60	200-250		6h	1	548.12583-D
3P+E	50/60	380-415		6h	1	548.12586-D
3P+N+E	50/60	346-415		6h	1	548.12587-D

ZP01085-GB-2



ScameOnLine
www.scame.com
export@scame.com

SCAME PARRE S.p.A.
VIA COSTA ERTA, 15
24020 PARRE (BG) ITALY
TEL. +39 035 705000
FAX +39 035 703122

