

SAFETY INSTRUCTIONS

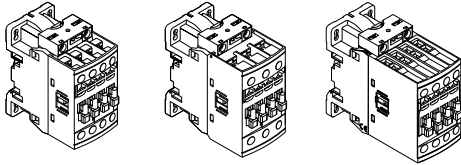
**AF(C)09...38(Z)(B), NF(C)(Z)(B)22...80E, CA4, CAL4, CAT4, CC4, LDC4, RV4, RC4**  
**Contactors AF, contactor relays NF and accessories**

Doc.no.ISBC101027M6801 (03/23)

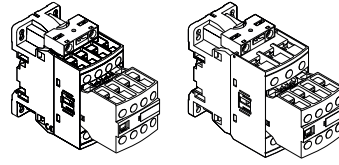
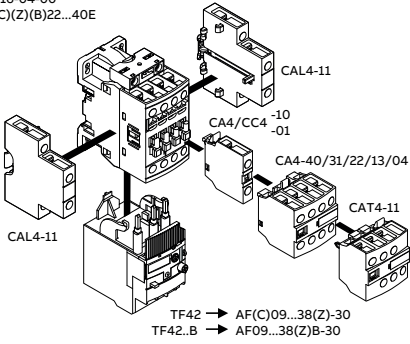
	<p>it <b>Attenzione: Tensione pericolosa! Fare riferimento alle istruzioni per l'uso.</b>          Prima di intervenire su questo dispositivo, scollegare e isolare tutte le fonti di alimentazione. Attenzione! L'installazione deve essere eseguita esclusivamente da un installatore qualificato.</p>
<p>ar <b>تحذير: جهد كهربائي خطر!</b>          راجع تعليمات التشغيل.          افصل الكهرباء وقم بتأمينها قبل العمل في هذا الجهاز.          تنبيه! يجب عدم التركيب إلا من خلال شخص على دراية بمجال التقنية الكهربائية.</p>	<p>lt <b>Įspėjimas: Pavojinga įtampa! Žr. naudojimo instrukcijas.</b> Atjunkite ir laikinai užblokuokite maitinimą prieš dirbdami su šiuo įrenginiu. Dėmesio! Įrengti gali tik asmuo, turintis elektrotechniko patirties.</p>
<p>bg <b>Предупреждение: Опасно напрежение! Вижте инструкциите за работа.</b>          Изключете и блокирайте захранването преди да работите с устройството. Внимание! Да се монтира само от експерт електротехник.</p>	<p>lv <b>Brīdinājums: Bīstams spriegums! Skatiet darba norādījumus.</b> Pirms sākat darbu ar šo ierīci, atvienojiet un bloķējiet strāvas padevi. Uzmanību! Uzstādīšanu drīkst veikt tikai persona ar zināšanām par elektrotehniku.</p>
<p>cs <b>Varování: Nebezpečné napětí! Viz návod k obsluze.</b> Před zahájením prací na tomto zařízení odpojte a uzamkněte napájení. Pozor! Toto zařízení smí instalovat pouze osoba s elektrotechnickou odborností.</p>	<p>nl <b>Waarschuwing: Gevaarlijke spanning! Raadpleeg de installatie-instructies.</b> Koppel dit apparaat los van de stroomvoorziening voordat u werkzaamheden uitvoert. Let op! Installatie mag alleen worden uitgevoerd door een monteur met elektrotechnische expertise.</p>
<p>da <b>Advarsel: Farlig elektrisk spænding! Se installationsinstruktioner.</b> Frakobl enheden, og afbryd strømforsyningen, før du arbejder med denne enhed. Giv agt! Installation må kun foretages af personer med elektroteknisk ekspertise.</p>	<p>no <b>Advarsel: Farlig spenning! Se i bruksanvisningen.</b> Koble fra og steng av strømmen før du arbeider på denne enheten. Forsiktig! Montering skal kun utføres av kvalifiserte personer med elektrokompetanse.</p>
<p>de <b>Warnung: Gefährliche Spannung! Siehe Installationsanleitung.</b> Vor dem Arbeiten Gerät ausschalten und von der Spannungsversorgung trennen. Achtung! Installation nur durch elektrotechnische Fachkraft.</p>	<p>pl <b>Ostrzeżenie: Niebezpieczne napięcie! Patrz: instrukcja instalacji.</b> Przed rozpoczęciem wykonywania pracy z tym urządzeniem odłącz i zablokuj zasilanie. Uwaga! Montaż może wykonywać wyłącznie osoba posiadająca doświadczenie elektrotechniczne.</p>
<p>el <b>Προειδοποίηση: Επικίνδυνη τάση! Ανατρέξτε στις οδηγίες λειτουργίας.</b> Αποσυνδέστε και απομονώστε την παροχή ισχύος προτού ξεκινησετε τις εργασίες σε αυτήν τη συσκευή. Προσοχή! Η εγκατάσταση πρέπει να γίνεται μόνο από αδειούχο ηλεκτρολόγο εγκαταστάτη.</p>	<p>pt <b>Aviso: Tensão perigosa! Consulte as instruções de instalação.</b> Desconecte e desligue a energia elétrica antes de trabalhar nesse dispositivo. Atenção! A instalação deve ser feita apenas por uma pessoa com especialidade eletrotécnica.</p>
<p>en <b>Warning: Hazardous voltage! Refer to installation instructions.</b> Disconnect and lock out power before working on this device. Attention! Installation by person with electrotechnical expertise only.</p>	<p>ro <b>Avertisment: Tensiune electrică periculoasă! Consultați instrucțiunile de utilizare.</b> Deconectați și închideți sursa de energie înainte de a lucra cu acest dispozitiv. Atenție! Instalarea trebuie realizată doar de către o persoană cu expertiză electrotehnică.</p>
<p>es <b>Advertencia: ¡Tensión peligrosa! Consulte las instrucciones de instalación.</b> Antes de trabajar con este dispositivo, desconecte y bloquee la corriente. ¡Atención! La instalación debe ser realizada únicamente por un técnico electricista.</p>	<p>ru <b>Предупреждение: Опасное электрическое напряжение! Обратитесь к инструкциям по монтажу.</b> Отключите электропитание и обеспечьте безопасность перед началом работ. Внимание! Монтаж должен выполняться только специалистом по электротехническим работам.</p>
<p>et <b>Hoiatus: Elektrilöögi oht!</b> Lisateavet vaadake kasutusjuhendist. Enne selle seadmega töötamist ühendage lahti ja lukustage toide. Tähelepanu! Seadet tohib paigaldada ainult elektrotehnilise kogemusega isik.</p>	<p>sk <b>Výstraha: Nebezpečné napätie! Pozrite si návod na použitie.</b> Pred začatím prác na tomto zariadení odpojte a zablokujte napájanie. Pozor! Inštaláciu smie vykonávať len osoba s odbornými znalosťami v oblasti elektrotechniky.</p>
<p>fi <b>Varoitus: Vaarallinen jännite! Katso asennusohje.</b> atkaise virta ja estä virran kytkeminen lukituksella ennen töiden aloittamista. Huomio! Asennuksen saa suorittaa vain henkilö, jolla on kokemusta sähkötekniikasta.</p>	<p>sl <b>Opozorilo: Nevarna napetost! Glejte navodila za uporabo.</b> Pred delom na tej napravi izklopite in zaklenite električno napajanje. Pozor! Namestitve sme izvesti samo elektrotehnični strokovnjak.</p>
<p>fr <b>Avertissement: Tension dangereuse! Consultez les consignes d'installation.</b> Débranchez et verrouillez l'alimentation électrique avant d'entreprendre des travaux sur cet appareil. Attention! L'installation doit être effectuée uniquement par une personne ayant une expertise en électrotechnique.</p>	<p>sv <b>Varning: Livsfarlig spänning! Se i bruksanvisningen.</b> Frånkoppla och blockera anläggning eller en anläggningsdel innan arbete utförs. Obs! Får endast installeras av behörig elektriker.</p>
<p>hr <b>Upozorenje: Opasan napon! Pogledajte upute za ugradnju.</b> Odspojite i isključite struju prije rada na ovom uređaju. Pažnja! Ugradnja je dopuštena samo osobama stručnim u području elektrotehnike.</p>	<p>tr <b>Uyarı: Tehlikeli gerilim! Montaj talimatlarına bakın.</b> Bu cihaz üzerinde çalışmadan önce elektriği kesin ve kilitleyin. Dikkat! Yalnızca elektroteknik uzmanlığa sahip kişiler tarafından kurulabilir.</p>
<p>hu <b>Figyelmeztetés: Veszélyes feszültség! Lásd a használati utasítást.</b> Válassza le és zárja ki az áramellátást, mielőtt a berendezésen dolgozni kezd. Figyelem! Az üzembe helyezés csak elektrotechnikai szakértelemmel rendelkező személy végezheti el.</p>	<p>zh <b>警告：高压危险！请参见操作手册。</b> 操作本设备前请断开并锁定电源。注意！安装仅限专业电工人员。</p>

INSTALLATION INSTRUCTIONS

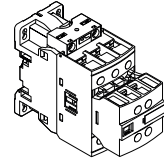
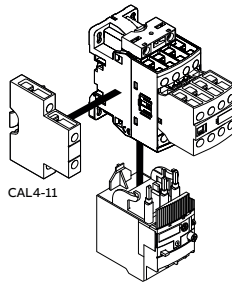
# AF(C)09...38(Z)(B), NF(C)(Z)(B)22...80E, CA4, CAL4, CAT4, CC4, LDC4, RV4, RC4 Contactors AF, contactor relays NF and accessories



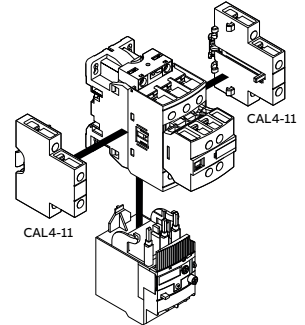
AF(C)09...25(Z)(B)-30-01  
AF(C)09...25(Z)(B)-30-10  
AF(C)09...16(Z)(B)-40-00  
AF(C)09...16(Z)(B)-22-00  
AFC16-04-00  
NF(C)(Z)(B)22...40E



AF09...16(Z)-30-22  
NF(C)(Z)(B)44...80E

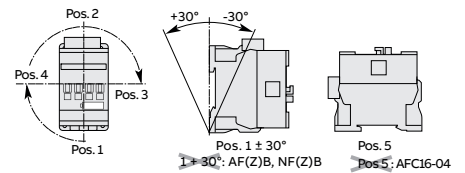


AF26...38(Z)-30-11



⚠ CC4 : \* max 1x CC4-10 + max 1x CC4-01 / CC4-01 : \*\* max NC-1

	NF(C)(Z)(B)40E AF(C)09...25(Z)(B)-30-10 AF(C)09...16(Z)(B)-40-00 AF(C)26...38(Z)(B)-30-00	AFC16-04	NF(C)(Z)(B)22...31E AF(C)09...25(Z)(B)-30-01 AF(C)26...38(Z)(B)-40-00 AF(C)09...38(Z)(B)-22-00	NF(C)(Z)(B)44...80E AF09...38(Z)-30-22	AF26...38(Z)-30-11
Pos. 1, 2, 3, 4	max 6 aux contacts* / 4NC**	max 5NO aux contacts* / max 1NC**	max 6 aux contacts* / 3NC**	max 1x CAL4-11	max 2x CAL4-11
Pos. 1 ± 30°, 5	max 6 aux contacts* / 3NC**	Pos.5 max 2CC4-10	max 6 aux contacts* / 2NC**	max 1x CAL4-11	max 2x CAL4-11



				Rigid Solid	Rigid Stranded					
AF(C)09...25(Z)(B)	M 3.5 1.5 Nm (13 Lb.in)	Ø 5.5 mm (0.22 in)	Posidriv N°2	1 or 2 x 1...4 mm <sup>2</sup> 1 or 2 x AWG 16-10	1 or 2 x 1...6 mm <sup>2</sup> 1 or 2 x AWG 16-10	1 or 2 x 0.75...6 mm <sup>2</sup>	1 x 0.75...4 mm <sup>2</sup> 2 x 0.75...2.5 mm <sup>2</sup>	10 mm (0.39 in)	< 9.6 mm (0.38 in)	
AF(C)26...38(Z)(B)-30	M 4 2.5 Nm (22 Lb.in)	Ø 6.5 mm (0.26 in)		1 or 2 x 2.5...4 mm <sup>2</sup> 1 or 2 x AWG 14-10	1 or 2 x 2.5...10 mm <sup>2</sup> 1 or 2 x AWG 14-8	1 or 2 x 1.5...10 mm <sup>2</sup>	1 x 1.5...10 mm <sup>2</sup> 2 x 1.5...4 mm <sup>2</sup>	14 mm (0.55 in)	< 12.5 mm (0.49 in)	
AF(C)26...38(Z)(B)-40/22	M 4.5 2.5 Nm (22 Lb.in)	Ø 5.5 mm (0.22 in)		1 or 2 x 1.5...4 mm <sup>2</sup> 1 or 2 x AWG 16-10	1 or 2 x 1.5...16 mm <sup>2</sup> 1 or 2 x AWG 16-6	1 or 2 x 1.5...16 mm <sup>2</sup>	1 or 2 x 1.5...16 mm <sup>2</sup>	12 mm (0.47 in)	-	
NF(C)(Z)(B)... AF(C)09...25(Z)(B)-30-10 AF(C)09...25(Z)(B)-30-01 AF09...38(Z)-30-22 AF26...38(Z)-30-11			Posidriv N°2	1 or 2 x 1...2.5 mm <sup>2</sup> 1 or 2 x AWG 18-14		1 or 2 x 0.75...2.5 mm <sup>2</sup>	1 x 0.75...2.5 mm <sup>2</sup> 2 x 0.75...1.5 mm <sup>2</sup>	10 mm (0.39 in)	< 8 mm (0.31 in)	
NF(C)(Z)(B)... AF(C)09...38(Z)(B) LDC4 RV4.../RC4...	M 3.5 1.2 Nm (11 Lb.in)	Ø 5.5 mm (0.22 in)								
CA4... CC4... CAT4... CAL4-11										

Push-in / Spring	Wiring / Unwiring		Rigid Solid				
LDC4K	Wiring / Unwiring Wiring Push-in / Unwiring with screwdriver	Ø 3 mm (0.12 in) x 0.5 mm (0.02 in)	1 or 2 x 1...2.5 mm <sup>2</sup> 1 or 2 x AWG 18-14	1 or 2 x 1...2.5 mm <sup>2</sup>	1 or 2 x 1...1.5 mm <sup>2</sup>	-	10 mm (0.39 in)
CA(L)4...K	Wiring / Unwiring Wiring / Unwiring with screwdriver			1 or 2 x 0.5...2.5 mm <sup>2</sup>	1 or 2 x 0.5...1.5 mm <sup>2</sup>	1 or 2 x 0.5...2.5 mm <sup>2</sup>	

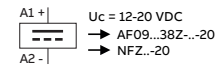
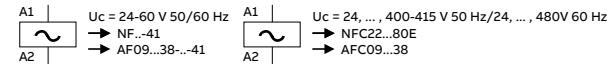
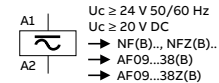
INSTALLATION INSTRUCTIONS

# AF(C)09...38(Z)(B), NF(C)(Z)(B)22...80E, CA4, CAL4, CAT4, CC4, LDC4, RV4, RC4 Contactors AF, contactor relays NF and accessories

According to UL60947-4-1 and CSA C22.2 NO. 60947-4-1, for use on a circuit capable of delivering not more than the max. symmetrical amperes at the max. voltage shown in the table below.  
**WARNING : if opening of BCP, controller shall be examined and replaced if damaged.**

Max short-circuit at 480 V, 600 V (kA)	AF(C)09...12		AF(C)16,AFC25		AF(C)26-30		AF(C)30...38-30	
	max Fuse	max Fuse	max Fuse	max Fuse	max Fuse	max Fuse	max Fuse	max Fuse
	30 A/RK5	30 A/J	60 A/RK5	60 A/J	60 A/RK5	60 A/J	100 A/RK5	100 A/J
	5	100	5	100	5	100	5	100
Max short-circuit at 480 V (kA)	AF(C)09...25 Circuit Breaker XT2V125 (60 A)				AF(C)26...38-30 Circuit Breaker XT2V125 (125 A)			
600 V (kA)	10				100			
600 V (kA)	10				42			

Acc. to UL60947-4-1 and CSA C22.2  
NO. 60947-4-1 min. enclosure for:  
AF(C)09...25(Z)(B), NF(C)(Z)(B)...: 180 x 130 x 150 mm  
AF(C)26...38(Z)(B)-30: 255 x 180 x 175 mm  
AF(C)26...38(Z)(B)-40/22: 180 x 130 x 175 mm




A1  
A2

Uc = 48-130 V 50/60 Hz-DC  
→ NF...12  
→ AF09...38...12

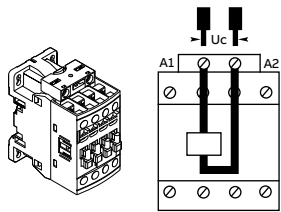
**NOTICE: This product has been designed for environment A. Use of this product in environment B may cause unwanted electromagnetic disturbances in which case the user may be required to take adequate mitigation measures.**

NFC, AFC09...38 :  
LDC4(K) feeder block can be replaced by RC4... / RV4... surge suppressor.  
When using 2 feeder blocks, one of them can be replaced by RC4... / RV4... surge suppressor.

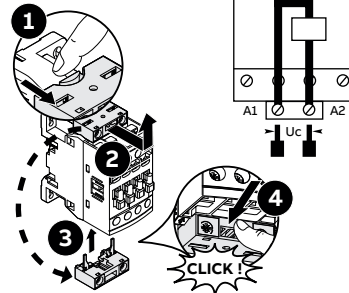


... V 50/60 Hz	Devices comply to GB21518	Energy efficiency level	Holding power VA
24...250 V	AF09...38(Z)(B)-30..	2	3.5
250...500 V	AF09...16(B)-30..	2	5
	AF26...38(B)-30..	2	5.5
24...480 V	AFC09...25-30..	3	9.5
	AFC26...38-30..	2	9.5

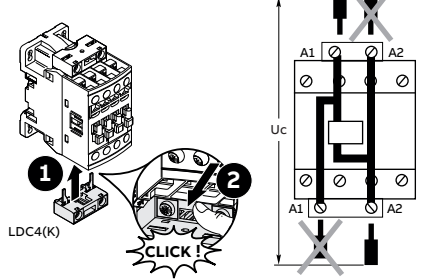
NF(C)(Z)(B)...  
AF(C)09...38(Z)(B)



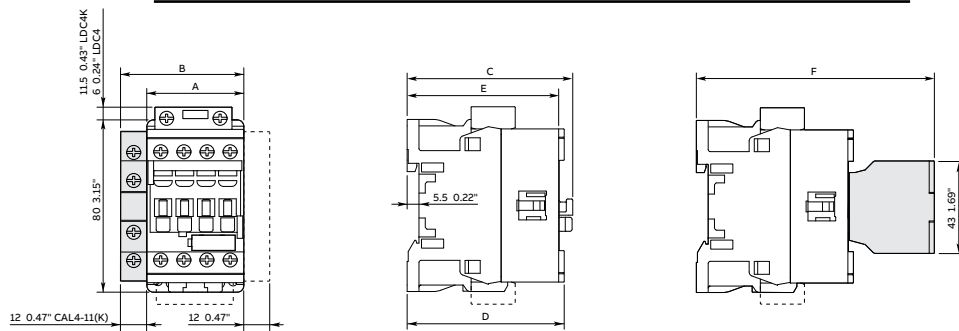
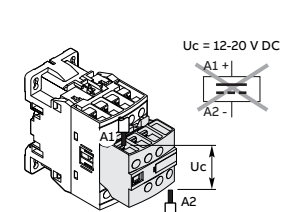
NF(C)(Z)(B)...  
AF(C)09...38(Z)(B)



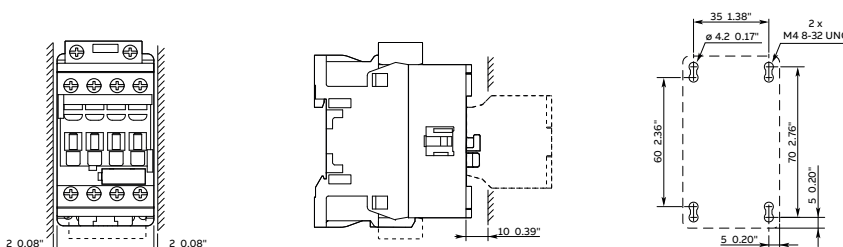
NF(C)(Z)(B)... + LDC4(K)  
AF(C)09...38(Z)(B) + LDC4(K)



NF(C)(Z)(B)... + CAT4...  
AF(C)09...38(Z)(B) + CAT4...



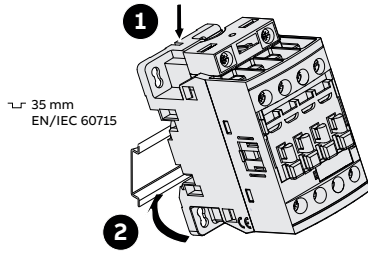
	A		B		C		D		E		F											
	mm	inch	mm	inch	mm	inch	mm	inch	mm	inch	mm	inch										
AF(C)09...25(Z)(B) NF(C)(Z)(B)22...40E	45	1.77"	77	3.03"	73	2.87"	71	2.80"	110.5	4.35"	102.5	4.03"										
AF(C)26...38(Z)(B)-30													86	3.39"	82	3.23"	80	3.15"	119.5	4.70"	111.5	4.39"
AF(C)26...38(Z)(B)-40													101	3.98"	97	3.82"	95	3.74"	134.5	5.30"	126.5	4.98"



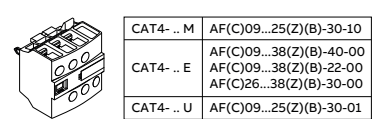
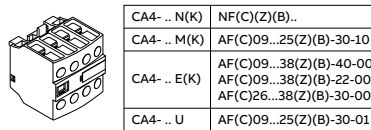
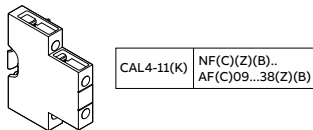
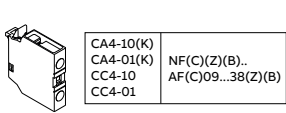
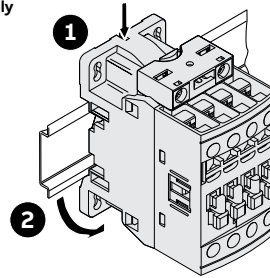
# AF(C)09...38(Z)(B), NF(C)(Z)(B)22...80E, CA4, CAL4, CAT4, CC4, LDC4, RV4, RC4

## Contactors AF, contactor relays NF and accessories

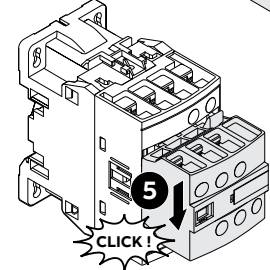
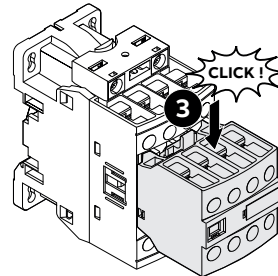
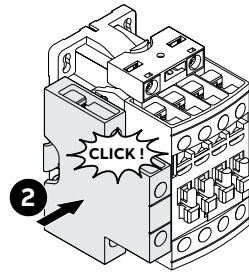
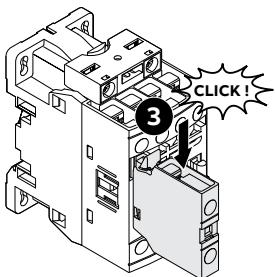
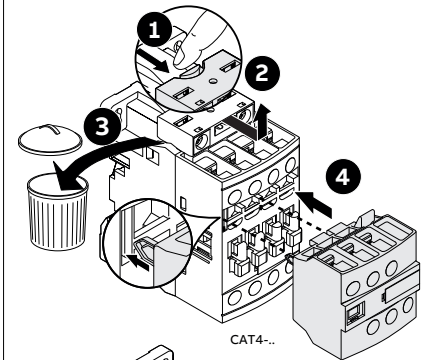
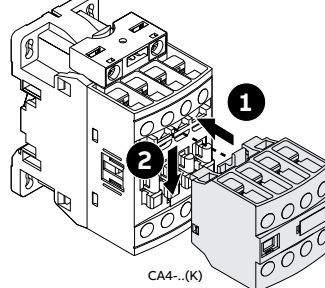
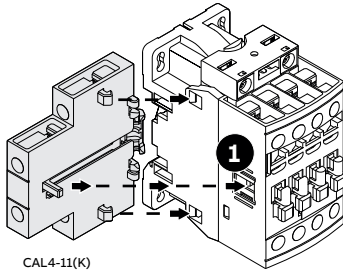
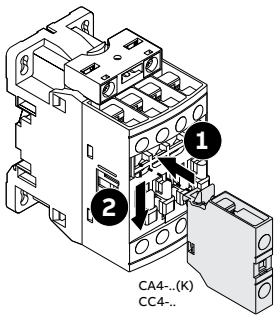
**Assembly**



**Disassembly**



**Assembly**



**Disassembly**

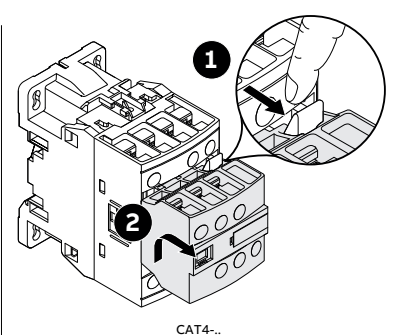
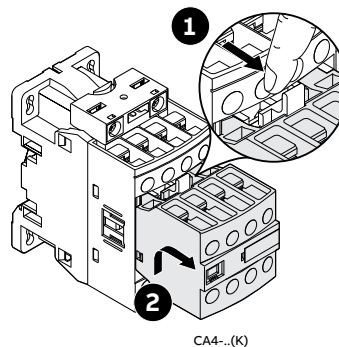
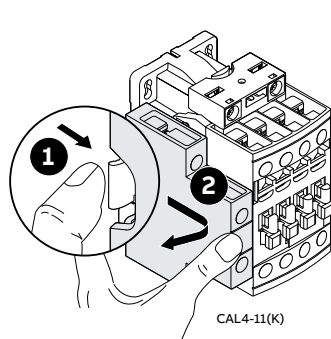
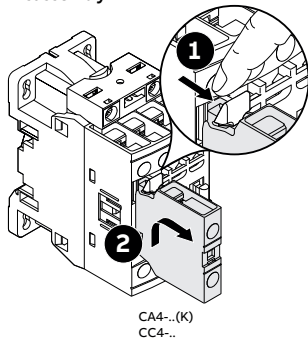


ABB France  
11, rue d'Arsonval  
69680 Chassieu  
France

Further information:  
3-pole contactors    4-pole contactors



Contactor relays



Revision  
L

Revision date  
2023-03-29

Document number  
1SBC101027M6801

© Copyright 2021 ABB.  
All rights reserved.  
Specifications subject  
to change without notice.