



FT12-55(12V55Ah)

Specification

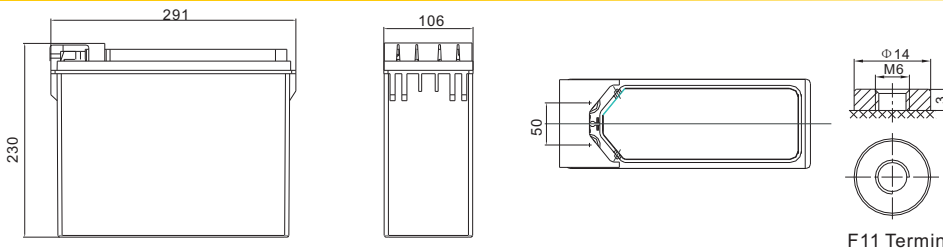
Cells Per Unit	6
Voltage Per Unit	12
Nominal Capacity	55Ah@10hr-rate to 1.80V per cell @25°C
Weight	Approx. 18.0 Kg (Tolerance ±3%)
Internal Resistance	Approx. 7.5 mΩ
Terminal	F11(M6)
Max. Discharge Current	550A (5 sec)
Design Life	12 years (Float charging)
Recommended Maximum Charging Current	16.5 A
Reference Capacity	C3 42.6AH C5 48.0AH C10 55.0AH C20 58.2AH
Standby Use Voltage	13.6 V~13.8 V @ 25°C Temperature Compensation: -3mV/°C/Cell
Cycle Use Voltage	14.6 V~14.8 V @ 25°C Temperature Compensation: -4mV/°C/Cell
Operating Temperature Range	Discharge: -20°C~60°C Charge: 0°C~50°C Storage: -20°C~60°C
Normal Operating Temperature Range	25°C ±5°C
Self Discharge	RITAR Valve Regulated Lead Acid (VRLA) batteries can be stored for up to 6 months at 25°C and then recharging is recommended. Monthly Self-discharge ratio is less than 3% at 25°C. Please charged batteries before using.
Container Material	A.B.S. UL94-HB, UL94-V0 Optional.



FT (Front Terminal) Series is specially designed for telecom use with 12 years design life in float service. By adopting a new AGM separator and centralized venting system, the battery can be installed in any position while maintaining high reliability. The dimensions of the FT series are designed for 19" and 23" cabinet installation. It is suitable for telecom EPS/UPS applications.



Dimensions



Length	291±2mm (11.5 inches)
Width	106±2mm (4.17 inches)
Height	230±2mm (9.06 inches)
Total Height	230±2mm (9.06 inches)
Terminal	Value
M5	6~7 N*m
M6	8~10 N*m
M8	10~12 N*m

F11 Terminal

Unit: mm

Constant Current Discharge Characteristics : A (25°C)

F.V/Time	5MIN	10MIN	15MIN	30MIN	1HR	2HR	3HR	4HR	5HR	8HR	10HR	20HR
1.60V	170.8	131.5	99.9	59.6	33.6	20.0	15.5	12.2	10.4	6.97	5.80	3.04
1.65V	164.6	124.3	95.5	57.2	32.5	19.4	15.0	11.9	10.1	6.90	5.73	2.99
1.70V	156.6	114.4	89.4	54.7	31.4	18.7	14.6	11.5	9.84	6.79	5.65	2.95
1.75V	146.3	104.7	83.2	52.3	30.2	18.1	14.2	11.2	9.60	6.69	5.57	2.91
1.80V	133.3	94.8	76.9	50.0	29.1	17.4	13.8	10.9	9.35	6.58	5.50	2.89
1.85V	117.3	77.5	63.8	43.0	26.1	16.0	12.7	10.2	8.72	6.18	5.18	2.74

Constant Power Discharge Characteristics : WPC (25°C)

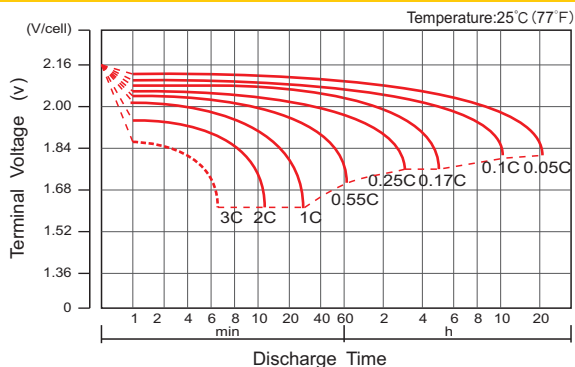
F.V/Time	5MIN	10MIN	15MIN	30MIN	1HR	2HR	3HR	4HR	5HR	8HR	10HR	20HR
1.60V	293.9	223.5	174.6	108.3	63.1	37.9	29.6	23.4	20.0	13.6	11.4	5.98
1.65V	290.8	215.3	169.4	105.1	61.3	36.9	28.8	22.9	19.6	13.5	11.3	5.89
1.70V	279.7	201.8	161.1	101.4	59.7	35.9	28.2	22.3	19.1	13.3	11.1	5.83
1.75V	266.0	188.1	152.1	97.9	57.9	34.8	27.5	21.8	18.7	13.2	11.0	5.76
1.80V	246.6	173.2	142.4	94.6	56.0	33.7	26.7	21.3	18.3	13.0	10.9	5.71
1.85V	220.9	144.1	119.8	82.2	50.5	31.1	24.8	19.9	17.1	12.2	10.2	5.43

(Note) The above characteristics data are average values obtained within three charge/discharge cycle not the minimum values. The battery must be fully charged before the capacity test. The C10 should reach 95% after the first cycle and 100% after the third cycle.

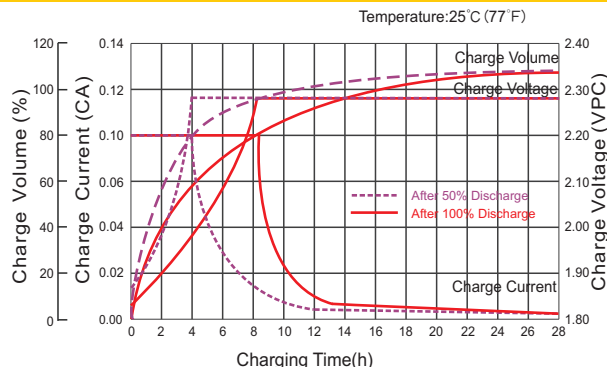
FT12-55(12V55Ah)



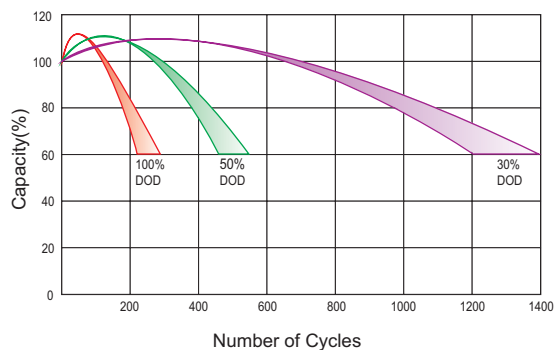
Discharge Characteristics Curve



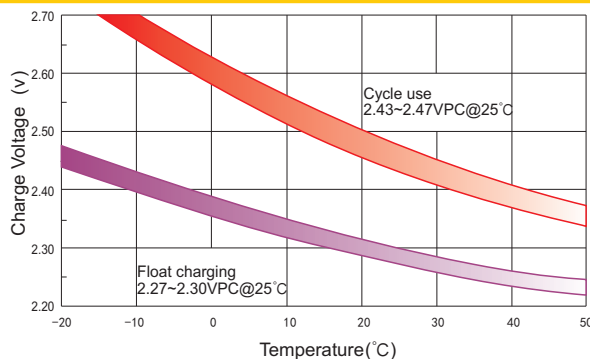
Charge Characteristic Curve For Standby Use



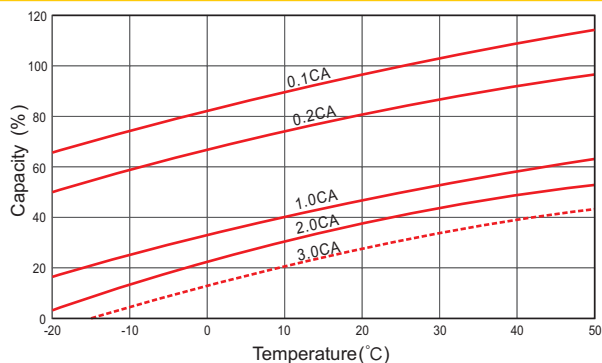
Cycle Life In Relation To Depth Of Discharge



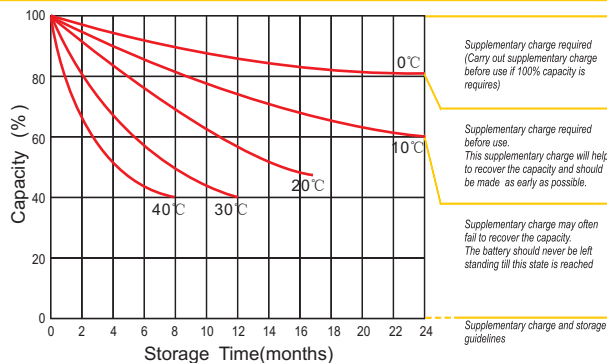
Relationship Between Charging Voltage And Temperature



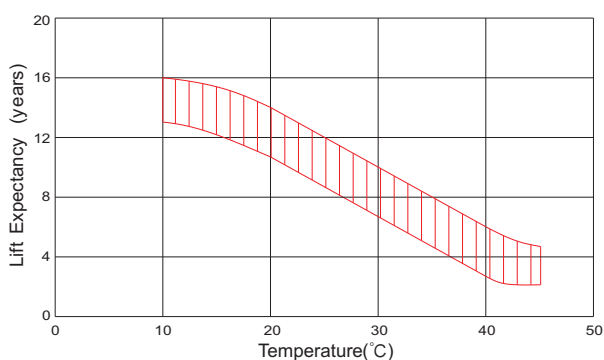
Temperature Effects On Capacity



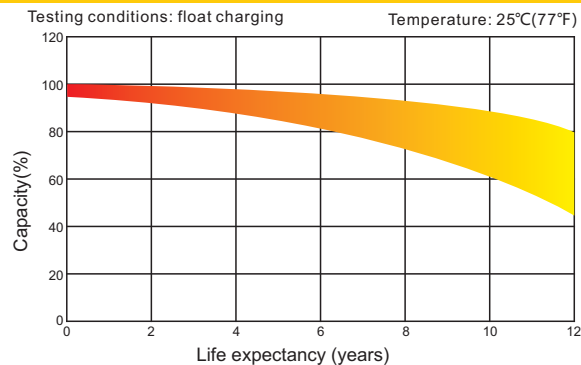
Storage Characteristics



Effect Of Temperature On Long Term Life



Life Characteristics Of Standby Use



(Note) All above information shall be changed without prior notice, Ritar reserves the right to explain and update the latest information.